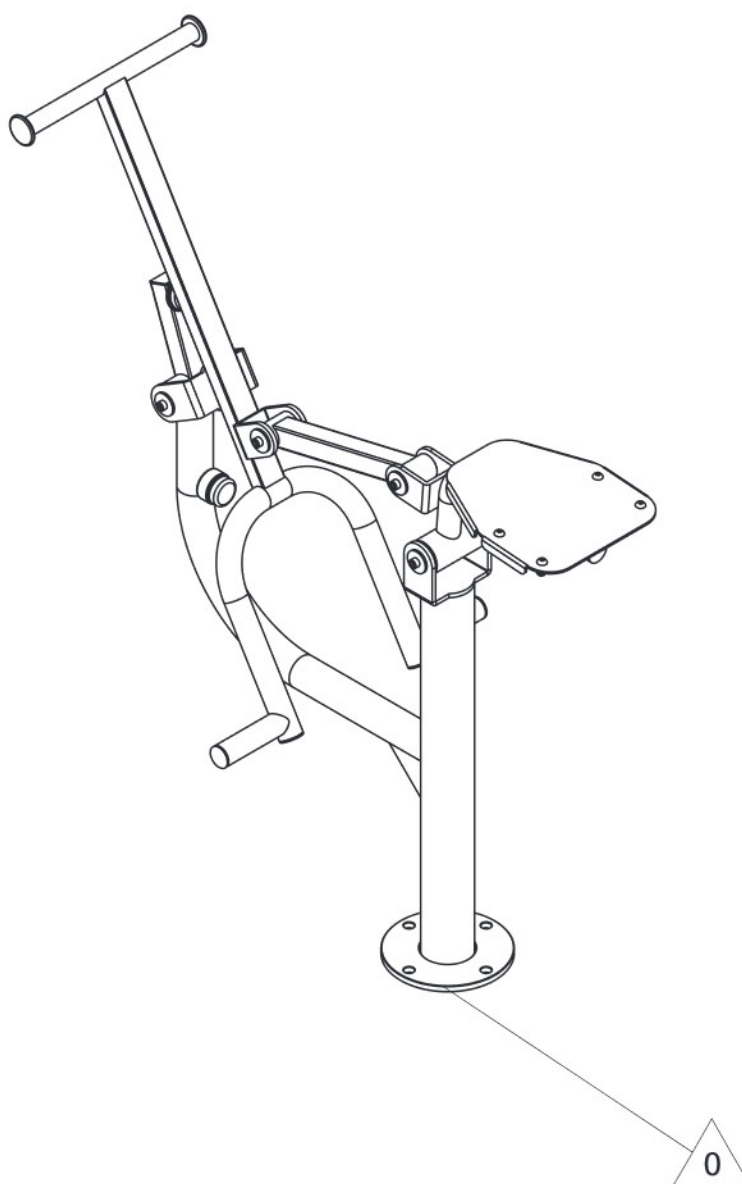




Installation manual
Instrukcja instalacji
Manuel d'installation
Manuale di installazione
Installationshandbuch

0,96 m	15 m ²	1,4m → +



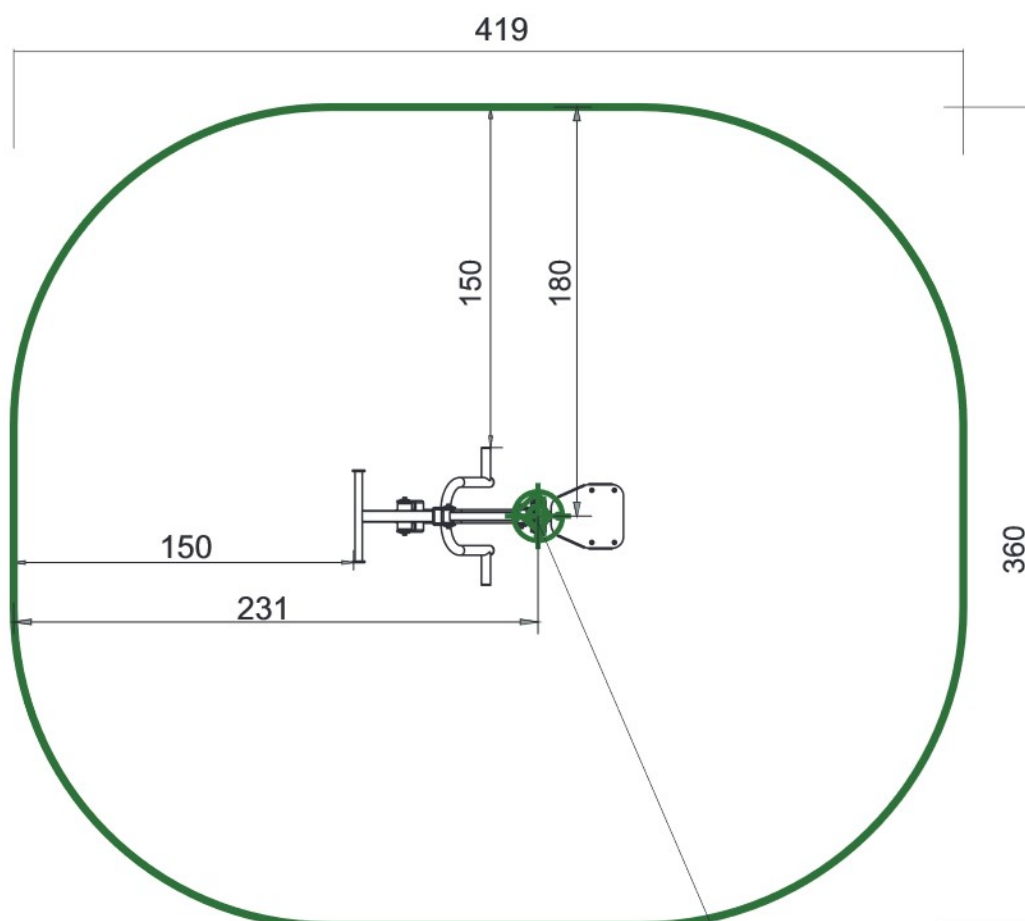
OF2-02 Rider



Impact Area
Strefa upadku
Zone d'Impact
Area de Impacto
Fallraum

15 m²


Required surface: topsoil, lawn, bark mulch, woodchip, sand, gravel
Wymagana nawierzchnia: gleba, trawnik, mulcz z kory, drobno pokrojone kawałki drewna, piasek, żwir
Requis de surface: couche arable, la pelouse, le paillis d'écorce, copeaux de bois, sable, gravier
Superficiale necessaria: suolo, erba, paccime di corteccia, finemente tritato pezzi di legno, sabbia, ghiaia
Erforderliche Oberflächen: Boden, Gras, Rindenmulch, fein gehackt Holzstücke, Sand, Kies



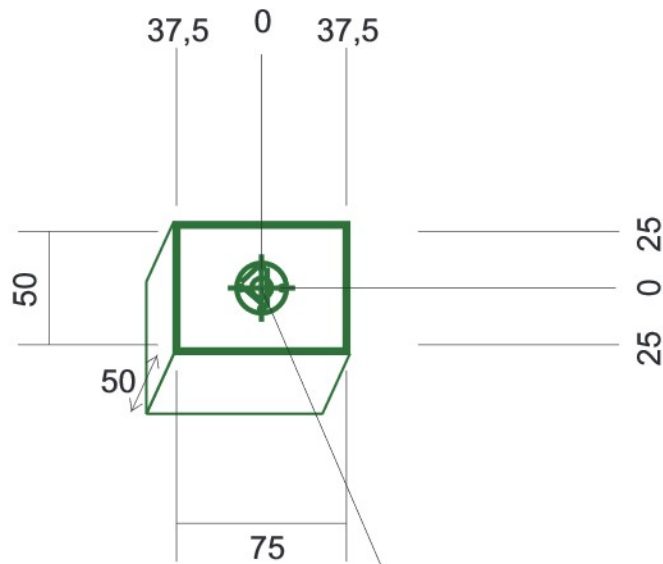
Setting Out Point
Punkt odniesienia
Point de Référence
Punto de referencia
Bezugspunkt

OF2-02 Rider



Concrete pad 
Fundament betonowy
Dalle béton
Solera de Hormigón
Beton Bodenplatte

0,37 m² / 0,19 m³

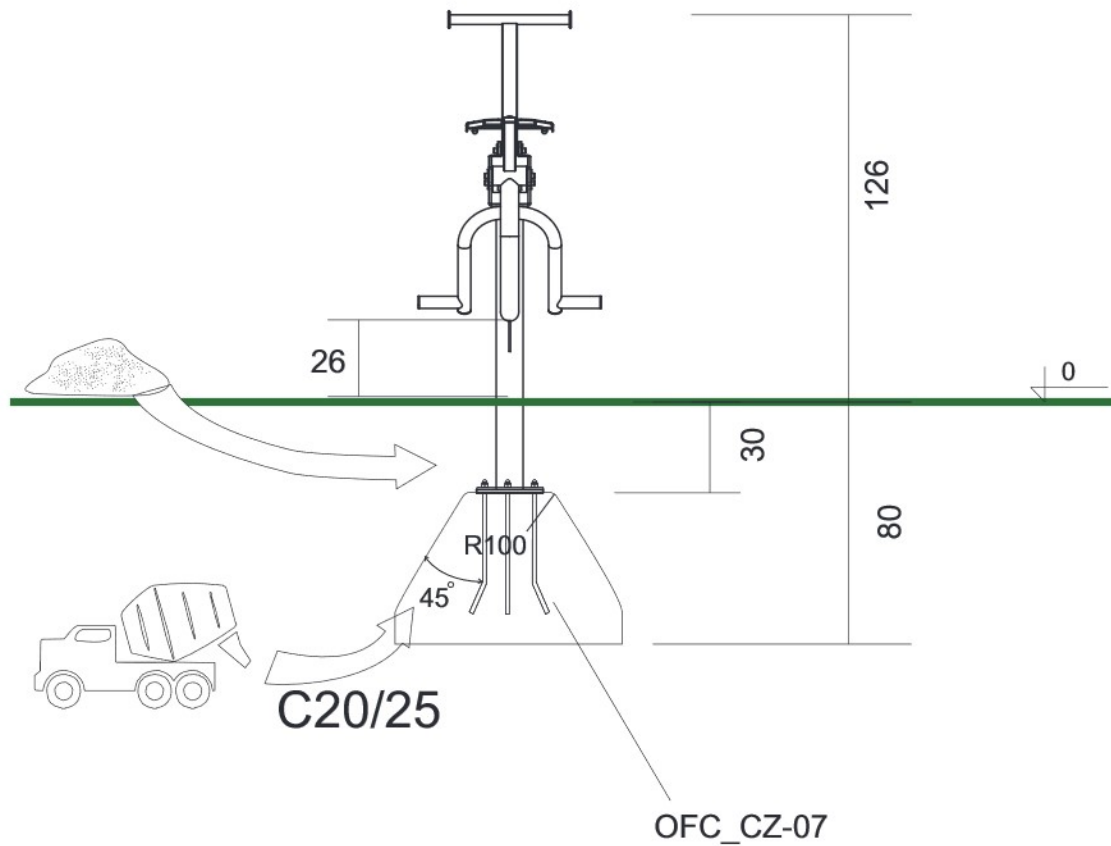


Setting Out Point
Punkt odniesienia
Point de Référence
Punto de referencia
Bezugspunkt






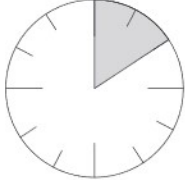

OF2-02 Rider



Footing plan
Plan fundamentowania
Implanation
Implanación
Fundamentplan



Zalecamy dokręcać úruby fundamentowe kluczem z regulowanà siùà dokręcania.

4xM16 	4xM16 	 24 	2x 		 C20/25 Min. 48h
--	--	--	---	---	---