



creative building kit

# CREATURES PLAYBOOK

For Children



4+



**Warning:**  
**CHOKING HAZARD**  
Small parts. Not for children under 3 years.

**Transform everyday objects into animals, monsters, superheroes, and other characters!**

# TOYI CREATIVE AND SUSTAINABLE BUILDING KITS



[www.toyi.io](http://www.toyi.io)  
[hello@toyi.io](mailto:hello@toyi.io)



(TR) Uyarı: 3 yaş altı çocuklar için uygun değildir. Yutulabilecek küçük parçalar içermektedir – Boğulma tehlikesi!

(FR) Attention! Danger d'étouffement. Petits éléments. Ne convient pas aux enfants de moins de 36 mois.

(DE) Achtung! Erstickungsgefahr. Kleine Teile. Nicht für Kinder unter 36 Monaten geeignet.

(IT) Attenzione! – Non adatto a bambini di età inferiore ai 36 mesi. Piccole parti. Rischio di soffocamento.

(PL) Ostrzeżenie! Niebezpieczeństwo zadławienia. Małe elementy. Nie nadaje się dla dzieci w wieku poniżej 36 miesięcy.

(ES) Advertencia! Peligro de atragantamiento. Partes pequeñas. No es conveniente para niños menores de 36 meses.

(RU) Внимание! Для детей от 3 лет. Риск удушья. Мелкие детали.

(CN)警告! 小心窒息。当心小物件。

(AR) دريغص ءازجأ . قان تخ الال رطخ اري ذخ .

## Customer service

If anything is missing in your new kit, please contact: [support@toyi.io](mailto:support@toyi.io)

For customer support, please contact [support@toyi.io](mailto:support@toyi.io) or your local distributor at [www.toyi.io](http://www.toyi.io)

- Sold separately.
- Everyday objects not included.
- Flexible connector colours may vary from colours shown.
- Examples shown can be built one at a time.
- Warning: Hazardous objects (e.g. sharp, inflammable, electrical, chemical, contaminated and/or containing materials posing risk to human health) must not be used with Toyi.
- You can wash your Toyi pieces in the washing bag in the washing machine or dishwasher at max. 30°C without detergent. You can also use disinfectant to clean it. Air-dry them at room temperature – never dry them in the oven, microwave or with a hair dryer.
- Toyi™ and Toyi™ logo are trademarks and copyrights of the Toyi Oyun ve Tasarım A.Ş. All rights reserved.

# HELLO PLAY FRIEND!

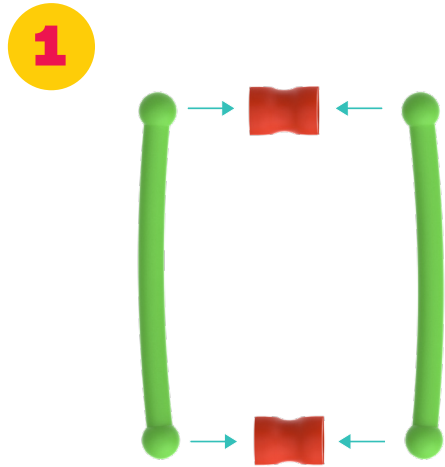
**This play kit is different from all your other toys! You can create toys with it, but you are not limited with what is in the box: you can transform daily objects you find into unique toys thanks to Toyi. There are no rules or instructions you need to follow; everything depends on your creativity, but if you need inspiration for the beginning we have shared some ideas to warm you up with increasing levels of expertise. You can then try out the fun challenges on the following pages and see where your imagination leads you.**

**Remember, the world is your playground!  
Let's play!**

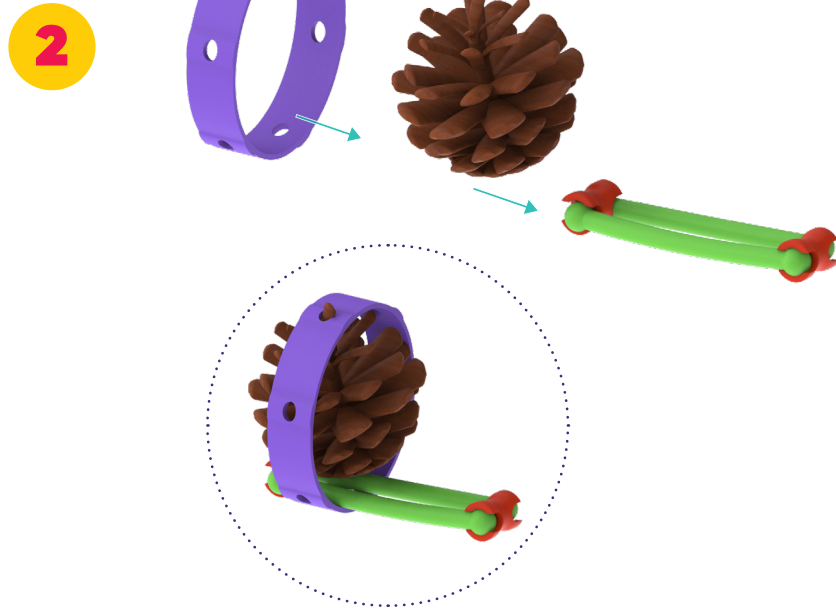


Let's create  
**Snail**

Level 

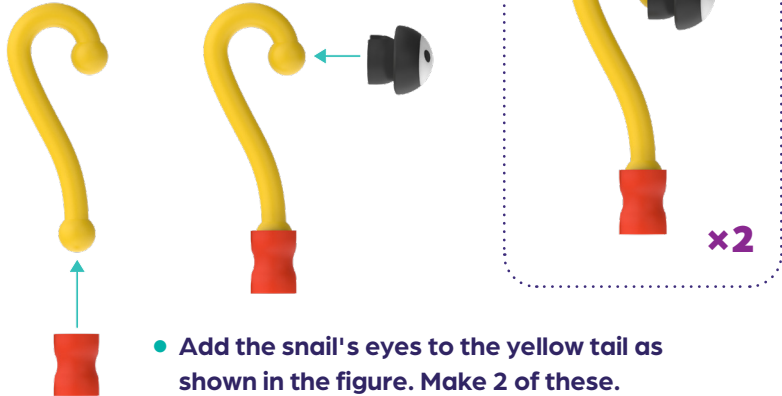


- Use a joint to get the 2 sticks together to create the snail's body.



- Attach the cone that will serve as the body to the sticks using a flexible connector.

3



4



# Snail

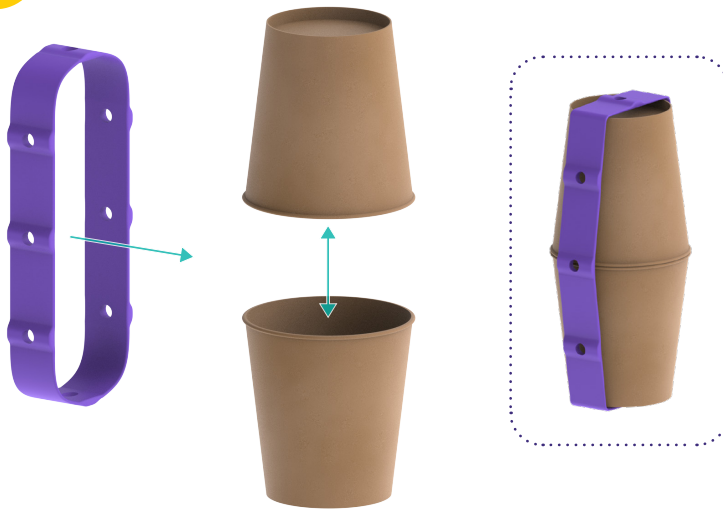


- Playing with the toy you create is as much fun as making the toy. After completing this first stage, don't forget to use your creativity to write your own toy stories with your toys and to upgrade them.

Let's create  
**Fish**

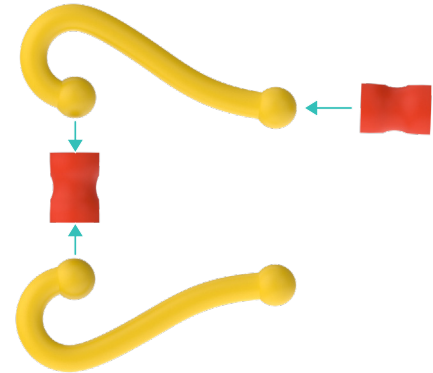
Level ○○○

1



- Explore your surroundings and find 2 paper cups to form the body of the fish.
- Attach the flexible connector to the cup.


2



- To make the fish's tail, join the yellow tail pieces together.

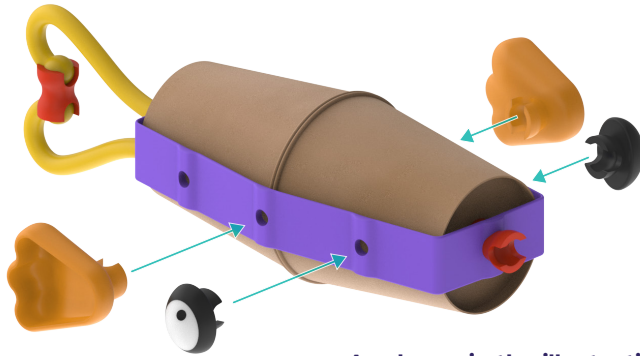
## Fish

3



- Add the tail to the body and attach the joint to make the mouth on the other side.
- Add the paws to the left and right of the body to form the fish's fins.

4



- As shown in the illustration, place the pair of eyeballs on the flexible connector. And here's your fish, ready to swim!




Playing with the toy you create is just as enjoyable as creating it. After completing the first stage, don't forget to use your imagination to design new toys! Find more objects in your surroundings and turn them into floating creatures to make water plays!

Let's create

# Giraffe

Level ○ ○ ○


1




- Explore your surroundings and find 4 paper rolls for the legs, 1 long paper roll for the body, 1 paper cup for the head and 1 colander for the body of the giraffe.



2



- Attach the flexible connector to the long cylinder to make the giraffe's neck.

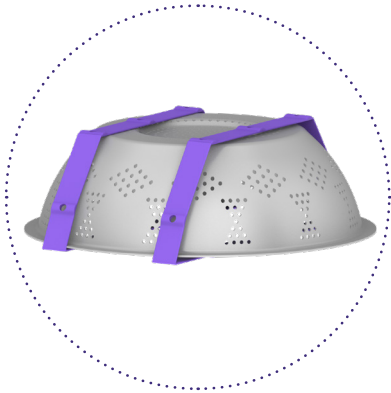




3




- To create the giraffe's head, attach the short flexible connector to the cardboard cup.



- Put 2 flexible connectors on the strainer you found for the giraffe's body as shown in the figure.

4



5



- Add the eyes to the 2 sides you prepared for the head.



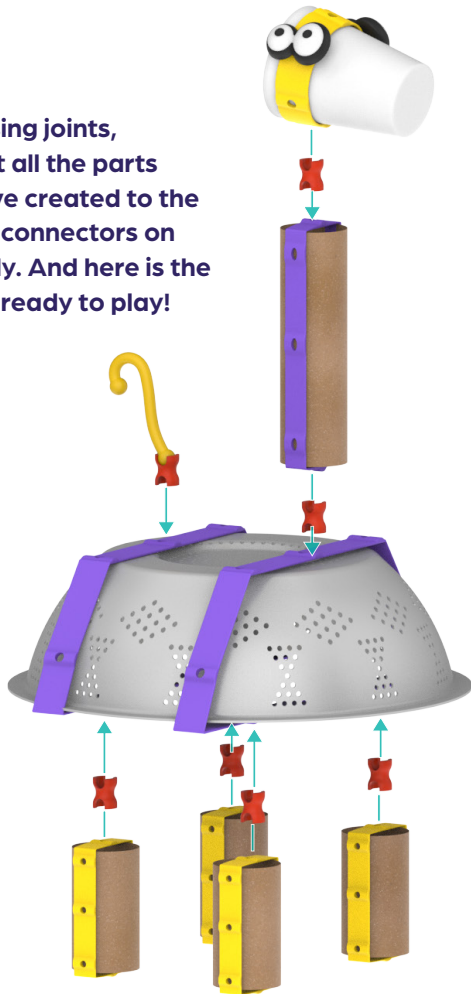
6



- For the giraffe's tail, attach a joint to the end of the yellow tail.

7

- Now, using joints, connect all the parts you have created to the flexible connectors on the body. And here is the giraffe, ready to play!



## Giraffe

- Playing with the toy you create is as much fun as making the toy. After completing this first stage, don't forget to use your creativity to write your own toy stories with your toys. Turn everything into your spirit animal.



**TRANS-  
FORM  
EVERY-  
THING  
INTO  
TOYS!**




# JUNGLE CHALLENGE



## What kind of creatures do you think live in the Toyi forest?

An old crocodile, a crazy monkey and more... Use your creativity and combine Toyi pieces and surrounding objects to create your favorite animal. Remember, the toys on this page are just examples. Don't forget to increase the diversity in your own forest using different materials.



# HACK THE SEASONS CHALLENGE

**Be an explorer, include nature in your imagination and make the world your playground!**

When it snows, go out and redesign your snowman into a more playful friend! When you are at the beach make a sand monster and upgrade it with Toyi! Remember, the toys on this page are just examples. Find different natural materials and use your imagination to make it unique.



# NEW YEAR CHALLENGE

**Is the most eye-catching package among the new year presents the largest or the most brightly coloured?**

Keep in mind that you can create tree decorations from items in your daily life. It is very enjoyable to prepare gift packages with Toyi. Remember, the toys on this page are just examples. Find new year items and use your imagination to make it unique.



# CLIMATE SUPERHEROES CHALLENGE



**The team assigned to protect the planet needs new powers. Can you help?**

Use your imagination to find solutions for climate change and recruit other teammates to make the world more sustainable! Remember, the toys on this page are just examples. Find different objects and use your imagination to design new superheroes.






# HACK YOUR HOME CHALLENGE

**Can everyday objects transform into a different character?**

Find an everyday object and transform it into a new personality, such as a noisy dinosaur, and more! Remember, the toys on this page are just examples. Find different objects at home and use your imagination to make a unique character.



# HACK YOUR FAVORITE TOY CHALLENGE



## How about adding new features to your favorite toy?

For example, you can make a puffer fish out of a basketball or a lovely monster out of a tennis racket. Use your creativity and combine Toyi pieces and surrounding objects to hack your toys. Remember, the toys on this page are just examples. Choose another toy and use your imagination to upgrade it.

# GUESS THE EMOTION CHALLENGE

**Who is the person in your life  
that makes you laugh the most?**

So, how do you help someone who is upset? Don't be shy to feel all your emotions as they come, just like this box! You may try to express your emotions through the toys you created by using your creativity. Remember, the toys on this page are just examples. Use your imagination, tell your unique stories with your toys.




# ALIENS CHALLENGE



**Are we alone in space or could our cute friends be somewhere far away?**

Would you like to meet them? Here are our friends from the Pink Cone Planet! All you have to do is use your creativity to transform everyday objects, like a cup or box, into Pink Cone Planet members! Remember, the toys on this page are just examples. Find different objects and use your imagination to make it unique.



# OCEAN CHALLENGE

**How do you imagine fish live?  
How huge are the oceans?**



Make your own ocean using your imagination. You can also make a large family, such as a mother whale and a brother fish. Remember, the toys on this page are just examples. Find different objects and use your imagination to make unique marine life.




# WEARABLE TOY CHALLENGE

**If there was a Toyi fashion store, what kind of clothes would be fashionable?**

You can create your superhero accessories by using surrounding objects and Toyi parts! Remember, the toys on this page are just examples. Find different objects and use your imagination to upgrade your superhero features.



# SHARE YOUR CREATIONS WITH US!



The toys on the previous pages were built by creative children like you. We can't wait to see what you create with Toyi and to add them to our gallery; please share them with us [via hello@toyi.io](mailto:hello@toyi.io) or with the world using the hashtag [#playtoyi](https://twitter.com/playtoyi)

Visit our website or social media channels for more Toyi play ideas!

[www.toyi.io](http://www.toyi.io)

[@](https://www.instagram.com/playtoyi) [f](https://www.facebook.com/playtoyi) [t](https://www.twitter.com/playtoyi) [p](https://www.pinterest.com/playtoyi) [in](https://www.linkedin.com/company/playtoyi) /playtoyi