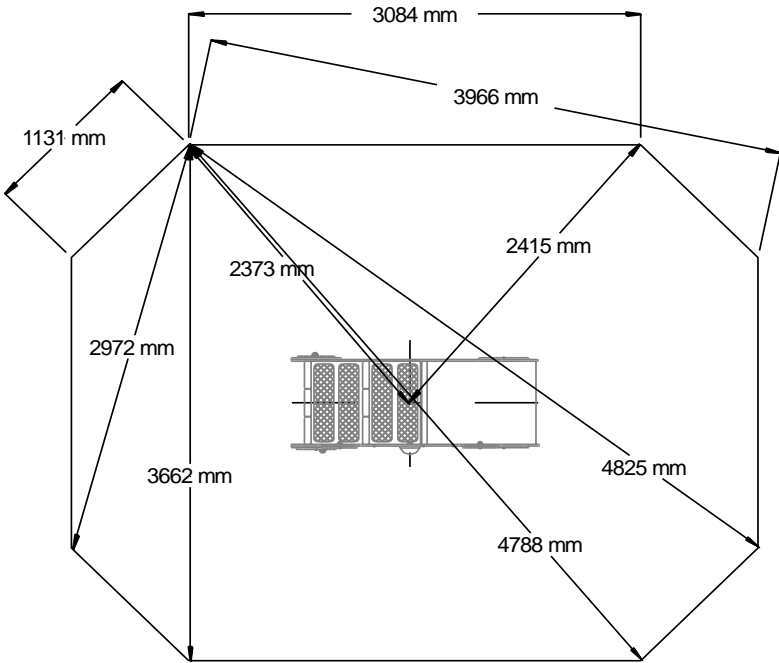
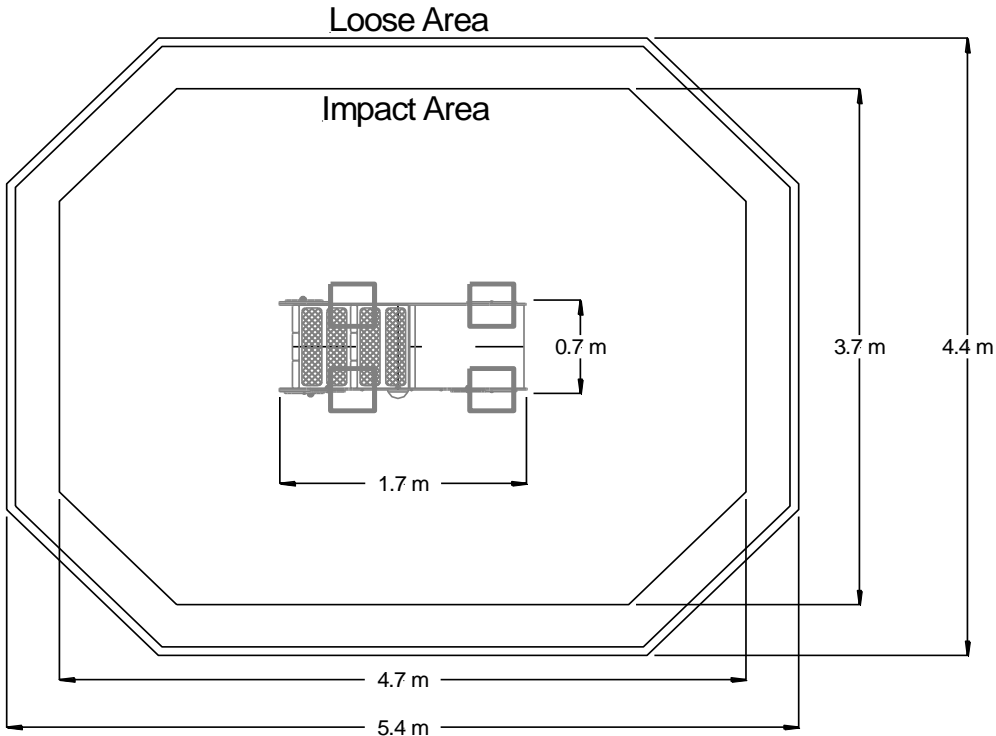


### PARTS LIST

Part	Qty	Image	Description
CAT#01	1		Curly Assembly
PH016	4		Playhouse Ground Fixing Bkt
CAT052	4		Surface Fix Bkt

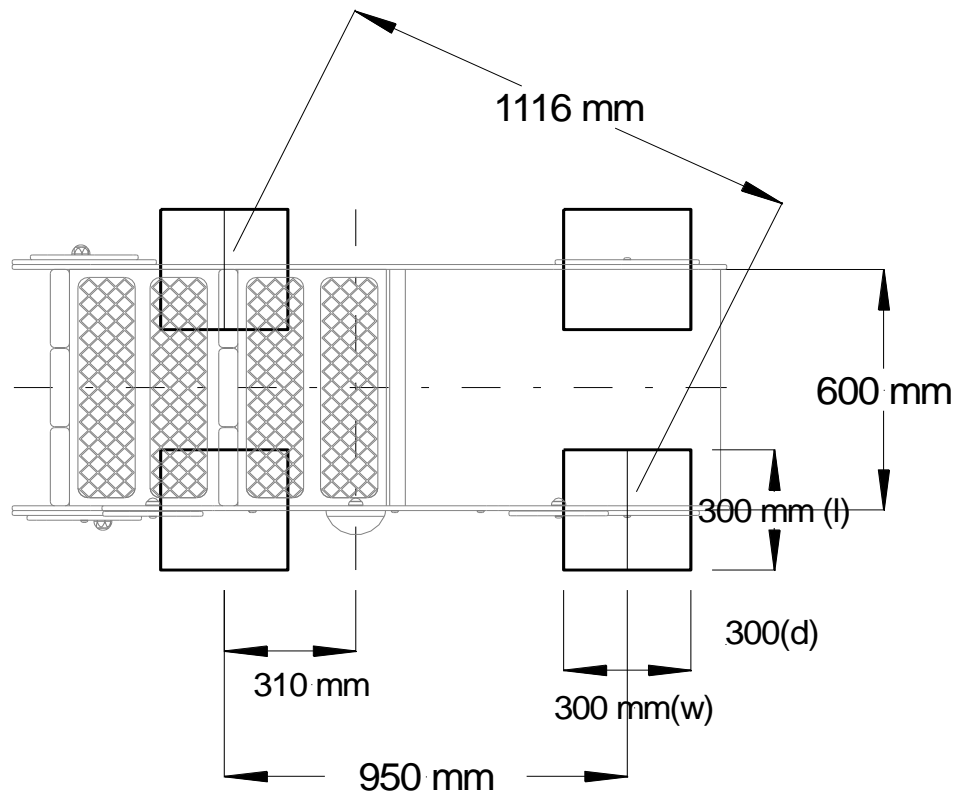
### UNIT SPECIFICATION

	1.7x0.6x1.0m	
	1.0m	
	85kg	
	85kg	
	1.7x0.6x1.0m	
	1.7m	
	0.1	
	3.0x3.0x3.0m	
	2	
	2	
	mm	
	Bolt length measured as diagram.	



SURFACING SPECIFICATION	
Finished Gradient	1in50max
f.h.f.	0.5m
Impact Area	9.31m <sup>2</sup>
Impact Area Perimeter	12m
Loosefill Area	21m <sup>2</sup>
Loosefill Area Perimeter	17m

NOT TO SCALE

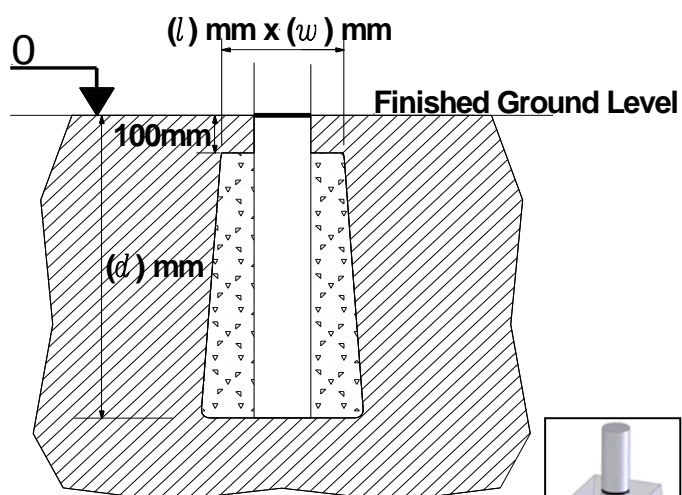


0.1m<sup>3</sup>

Recommended Mix: 1 part cement/ 2 part sand/ 4 part stone.  
(20 N/mm<sup>2</sup> min. compressive strength)

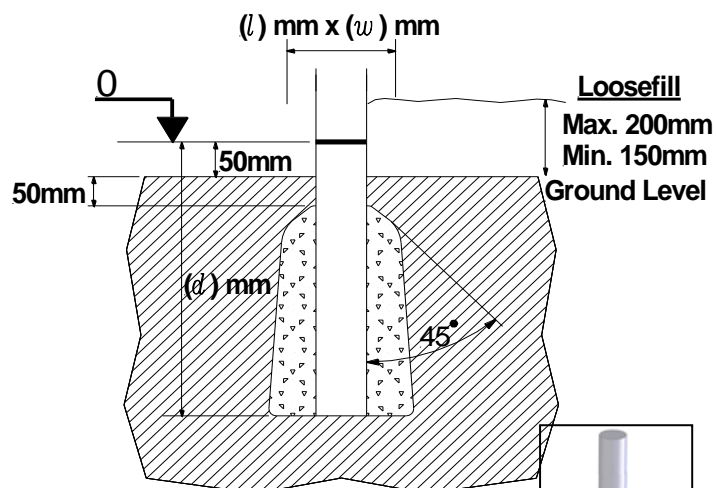
NOT TO SCALE

### Standard Foundation Detail



NOT TO SCALE

### Loosefill Foundation Detail



NOT TO SCALE

NOTE: All holes must taper out from hole width at top of hole (as shown) to give maximum stability. In loose or sandy ground all hole width dimensions should be increase by approximately 50%.

1	
CAT#01	1
PH16	4
CAT052	4

