
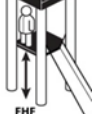


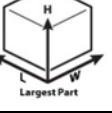
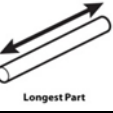

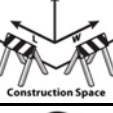

























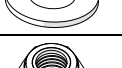

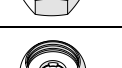

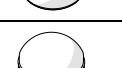




Unit Specification		
	1.4m x 0.7m x 1.0m	
	0.25m	
	46kg	
	34kg	
	1.4m x 0.7m x 1.0m	
	1.4m	
	0.2m <sup>3</sup>	
	3.4m x 2.7m x 3.0m	
	2	
	5hrs	
		Bolt length measured as diagram.

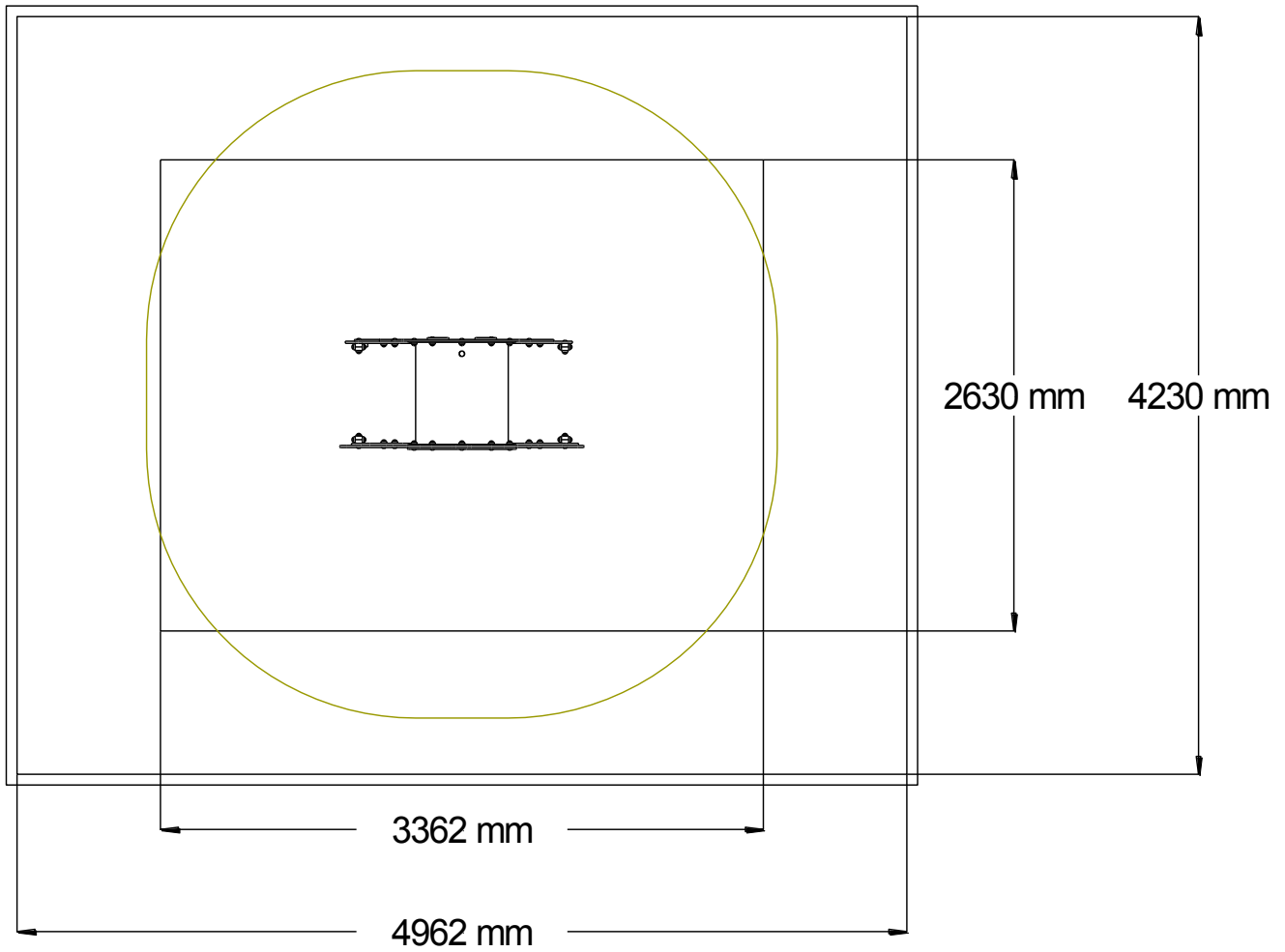
**Components**

<b>Octopus Crawl Tunnel TUN/1</b>			
<b>Part</b>	<b>Qty</b>	<b>Image</b>	<b>Description</b>
TUN064	1		Octopus Tunnel Assembly
SG87	4		Universal Ground Fixing Housing
<b>Shark Crawl Tunnel TUN/2</b>			
<b>Part</b>	<b>Qty</b>	<b>Image</b>	<b>Description</b>
TUN080	1		Shark Tunnel Assembly
SG87	4		Universal Ground Fixing Housing
<b>Shark and Octopus Crawl Tunnel TUN/3</b>			
<b>Part</b>	<b>Qty</b>	<b>Image</b>	<b>Description</b>
TUN083	1		Shark and Octopus Tunnel Assembly
SG87	4		Universal Ground Fixing Housing
<b>STEEL-IN-GROUND ADDITIONAL PARTS LIST</b>			
<b>Part</b>	<b>Qty</b>	<b>Image</b>	<b>Description</b>
SG84	4		620mm SGF Pipe
<b>SURFACE FIXED ADDITIONAL PARTS LIST</b>			
<b>Part</b>	<b>Qty</b>	<b>Image</b>	<b>Description</b>
SF402	4		Surface Fixed Bracket

**Components**

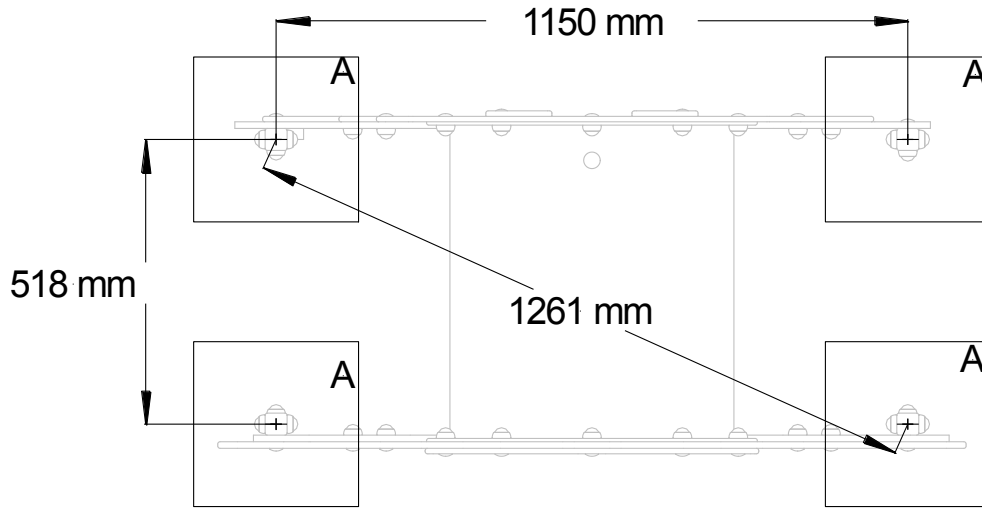
<b>KT/TUN/1 Octopus Crawl Tunnel Kitting Pack</b>							
<b>Part</b>	<b>Qty</b>	<b>Image</b>	<b>Description</b>				
F006	6		M10 x 65mm S/S Coach Bolt				
F007	2		M10 x 75mm S/S Coach Bolt				
F039	4		M10 x 60mm Hex Head Bolt				
F110	16		M10 Washers 21 O/D				
F137	12		M10 Nylock Nut				
F601A	16		Plastic Dome Cap Washer				
F601B	16		Plastic Dome Cap				
<b>KT/TUN/2 Shark Crawl Tunnel Kitting Pack</b>				<b>KT/TUN/3 Shark and Octopus Crawl Tunnel Kitting Pack</b>			
<b>Part</b>	<b>Qty</b>	<b>Image</b>	<b>Description</b>	<b>Part</b>	<b>Qty</b>	<b>Image</b>	<b>Description</b>
F006	4		M10 x 65mm S/S Coach Bolt	F006	5		M10 x 65mm S/S Coach Bolt
F007	4		M10 x 75mm S/S Coach Bolt	F007	3		M10 x 75mm S/S Coach Bolt
F039	4		M10 x 60mm Hex Head Bolt	F039	4		M10 x 60mm Hex Head Bolt
F110	16		M10 Washers 21 O/D	F110	16		M10 Washers 21 O/D
F137	12		M10 Nylock Nut	F137	12		M10 Nylock Nut
F601A	16		Plastic Dome Cap Washer	F601A	16		Plastic Dome Cap Washer
F601B	16		Plastic Dome Cap	F601B	16		Plastic Dome Cap

**Surfacing Plan**



<b>Surfacing Specification</b>	
Finished Gradient	1:30max
Free Height of Fall	0.25m
Suggested Hardstanding	8.85m <sup>2</sup>
Impact Area Perimeter	11.69m
Loosefill Area	22.0m <sup>2</sup>
Loosefill Area Perimeter	18.87m

**Standard Foundation Plan**



$A = 300\text{mm}(l) \times 300\text{mm}(w) \times 400\text{mm}(h)$

 Concrete Required	0.2m <sup>3</sup>
-----------------------	-------------------

Minimum Concrete Specification: C16/20 (20 N/mm<sup>2</sup> min. compressive strength)

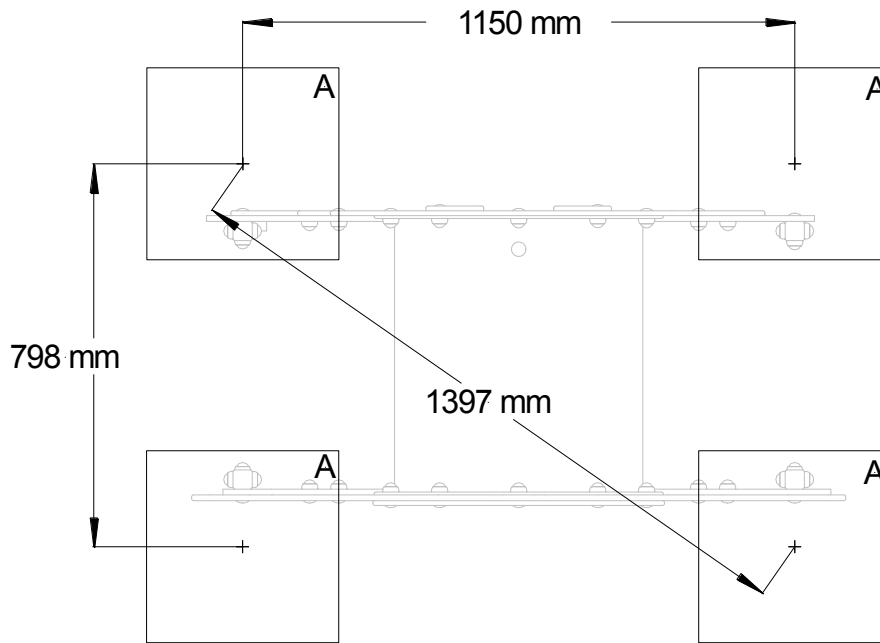
Recommended Mix: 1 part cement/ 2 part sand/ 4 part stone.

**NOT TO SCALE**

Standard Foundation Detail	Loosefill Foundation Detail
<p style="text-align: center;">NOT TO SCALE</p>	<p style="text-align: center;">NOT TO SCALE</p>

**NOTE:** All holes must taper out from hole width at top of hole (as shown) to give maximum stability. In loose or sandy ground all hole width dimensions should be increase by approximately 50%.

**Surface Fixed Foundation Plan**



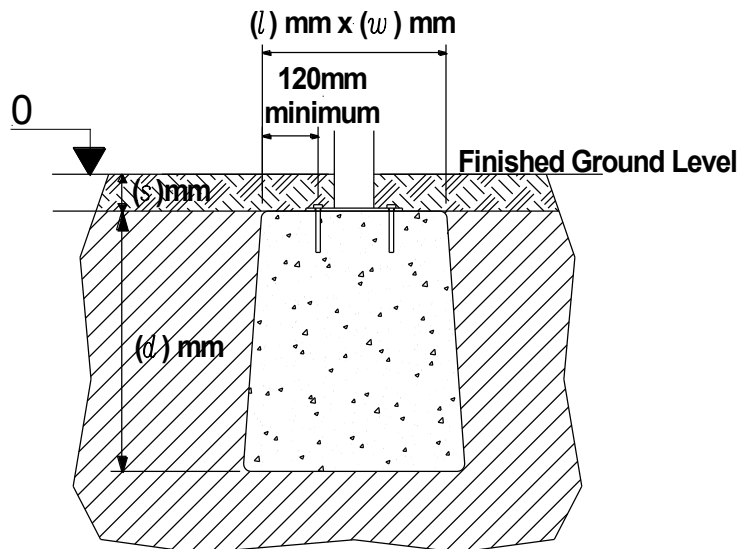
A= 400mm(l) x 400mm(w) x 250mm(d)

Nominal Surfacing Depth (s) = 40mm

(Allowance 0 - 60mm)

<p>Concrete Required</p>	<p>0.2m<sup>3</sup></p>
--------------------------	-------------------------

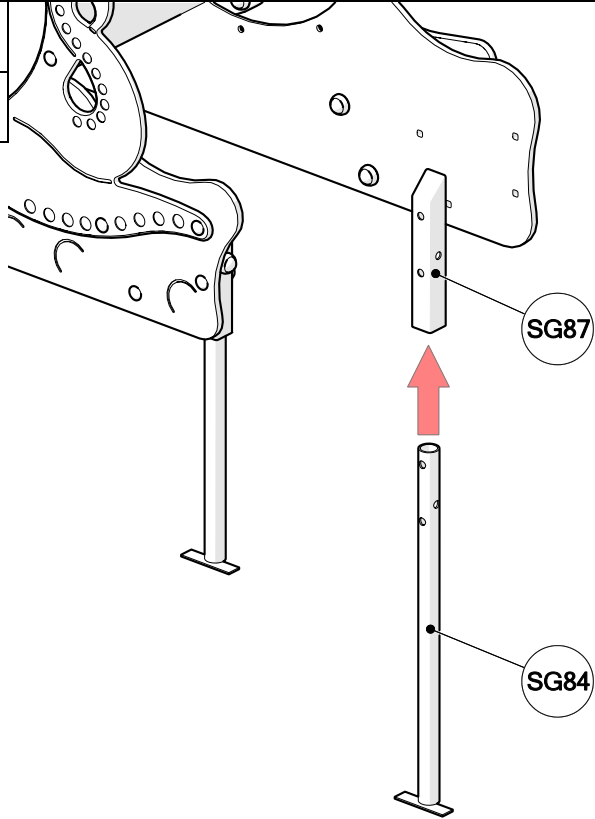
Foundations MUST be level, separate foundation MUST be level with each other. (maximum gradient 1 in 500)  
 Minimum Concrete Specification: C20/25 (20 N/mm<sup>2</sup> min. compressive strength)  
 Vertical loading pattern to assess existing concrete foundations available on request.  
 Playdale's surface fix system has been designed for use with an M12 Resin/Adhesive Anchor system  
 [Recommended Load (Tensile) 15kN minimum] using appropriate threaded stud/rod and Anti-Vibration Nut.  
 All Plates and fixings should be covered appropriately as not to cause impact or trip hazard



NOTE: All holes must taper out from hole width at top of hole (as shown) to give maximum stability. In loose or sandy ground all hole width dimensions should be increase by approximately 50%.

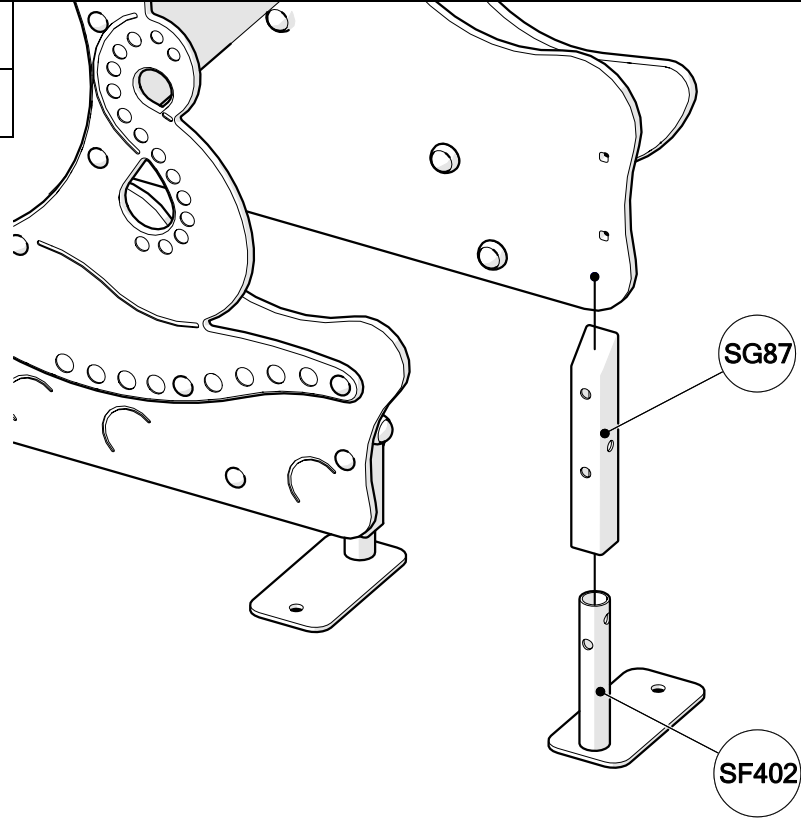
**1 Steel Ground Fixed (TUN/\_/S)**

SG84	4
SG87	4



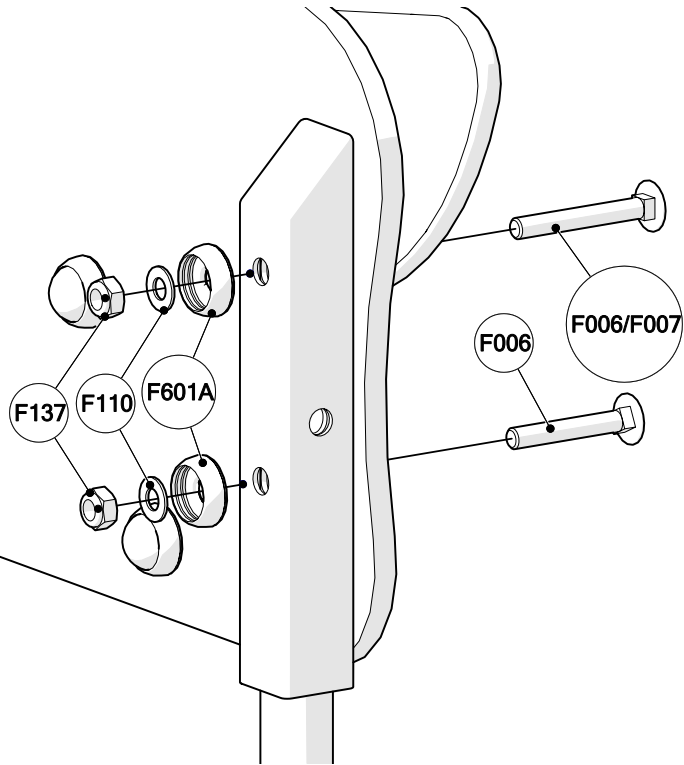
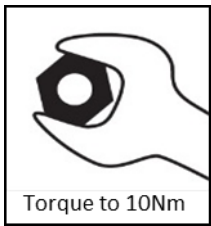
**1 Surface Fixed (TUN/\_/SF)**

SF402	4
SG87	4



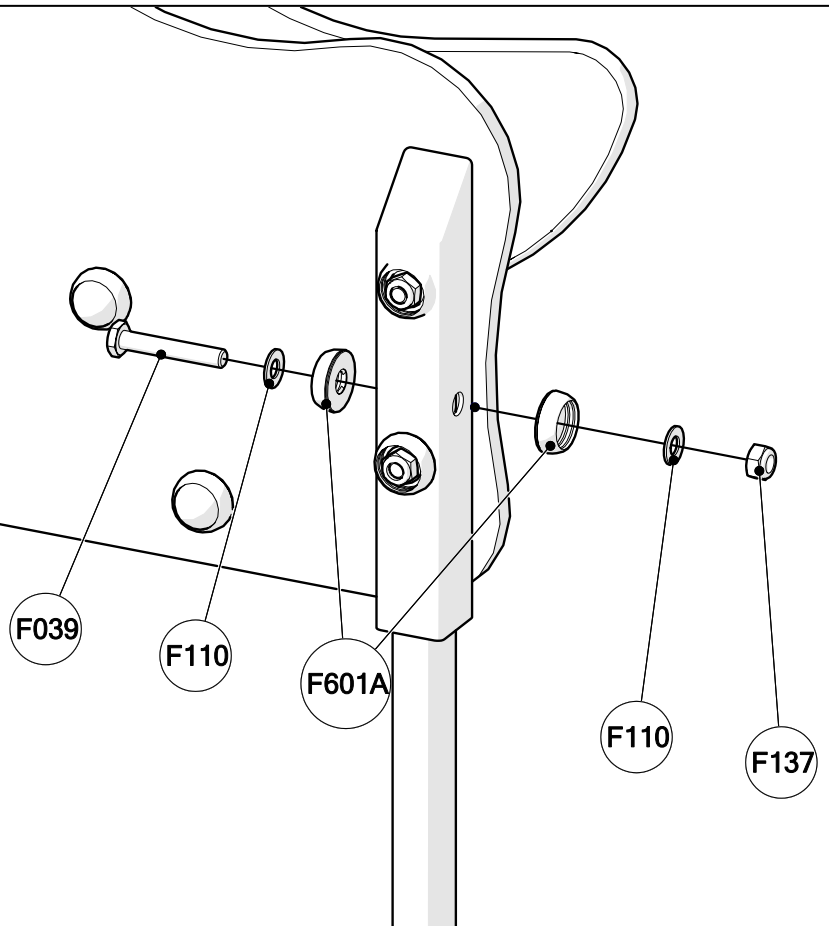
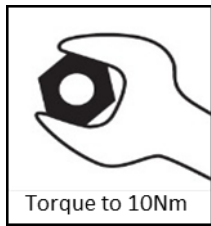
**2**

	TUN/1	TUN/2	TUN/3
F006	8	6	4
F007	-	2	4
F137	8	8	8
F110	8	8	8
F601A	8	8	8



**3**

F039	4
F110	8
F601A	8
F110	8
F137	8



**4**

F601B

16

