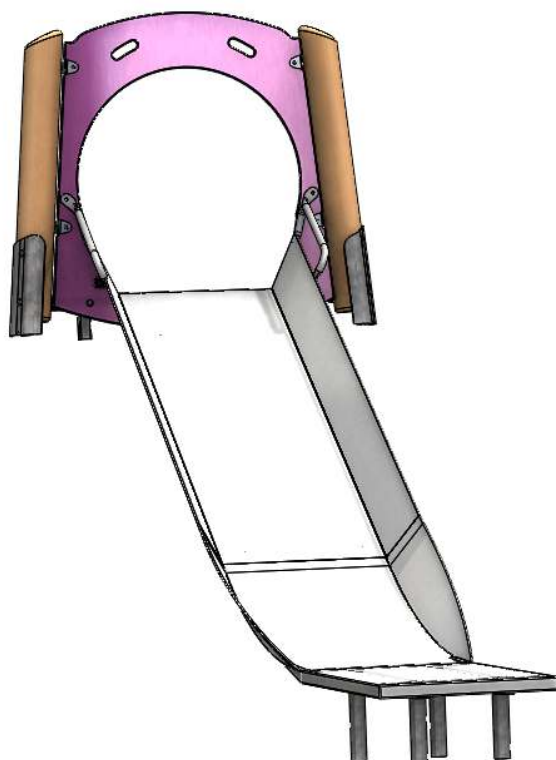


Embankment Wide Slide (1.3m)



Code –
ESWS(13)

Age

3-12 years

Materials

Stainless Steel

Compact Grade

Laminate

Galvanised Mild

Steel

Laminated Timber

Product Description

Continuous single piece of stainless steel slide; extra wide to allow simultaneous use.

Technical Information

Equipment Dimensions

Length / Width / Height **3.9m x 1.4m x 1.2m**

Surfacing and Area Required

Recommended Minimum Space
L/W/H **7.1m x 4.1m x 2.5m**

Max Gradient of Ground **1 in 1.4**

Free Height of Fall **1.0m**

Impact Area **18.38m²**

Synthetic Area
(i.e. EPDM / Wetpour / Synthetic Grass etc.) **10.09m²**

Loosefill at 150mm
(i.e. Bark / Cushionfall / Sand) **2m³**

Grasslok Tiles **15m²**

Installation Information

SGF

SF (if different)

Installation Time **2 Person(s) 5 Hour(s)**

Overall Weight **161kg** **N/A**

Heaviest Part **90kg** **N/A**

Largest Part **3.7m x 0.9m x 0.8m** **N/A**

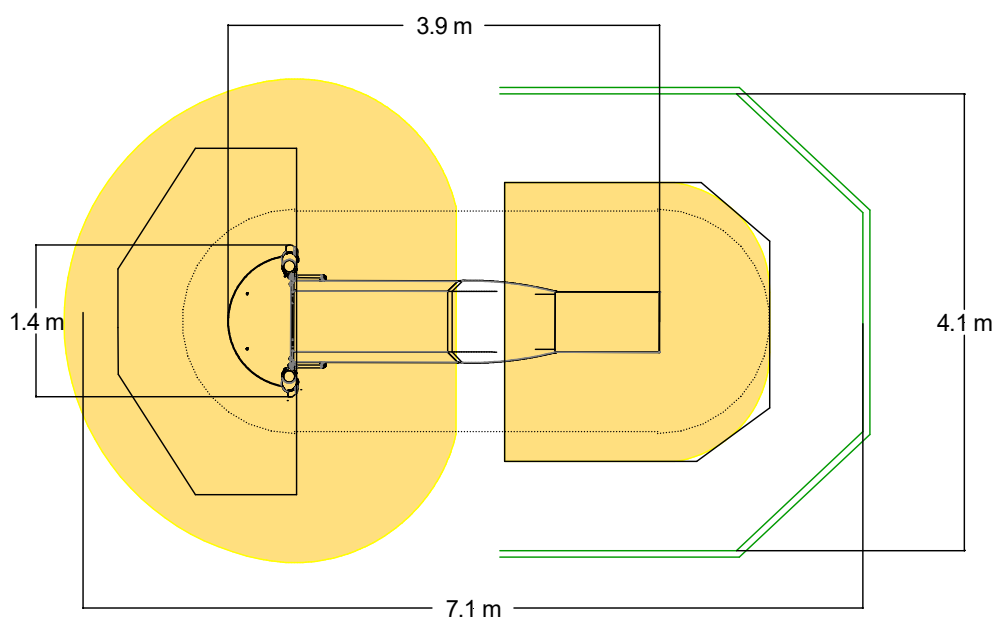
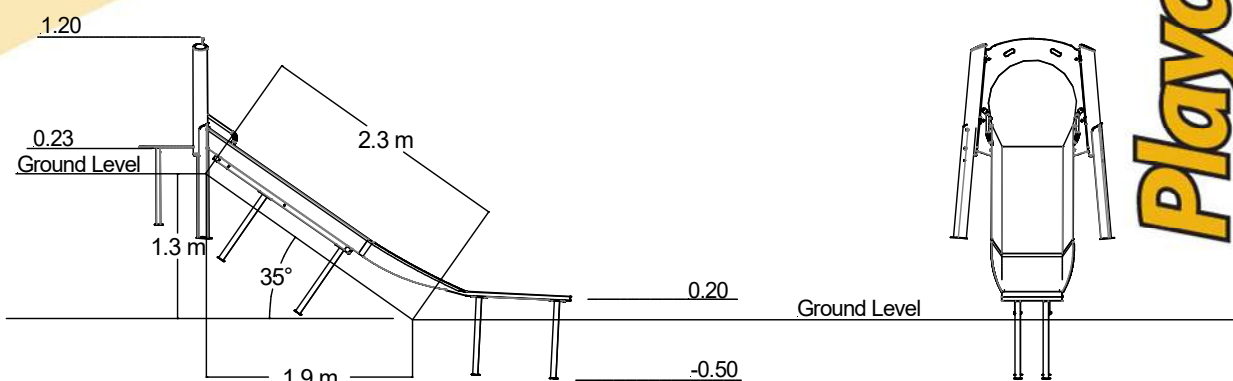
Longest Part **3.7m** **N/A**

Concrete Required **0.7m³** **N/A**

Certified to EN 1176

[Click here for more information & downloads](#)





- Impact Area
- Free Space
- Synthetic Area

[Click here for more information & downloads](#)

