

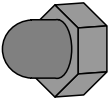
Lill Sitt

på & avklädnadsbänk




Qbena

Hattmutter
liten
10x




(A)

Ställfot
6x



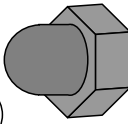
(B)

Bricka
19mm
4x




(C)

Hattmutter
stor
4x




(S)

Möbelskruv
M6 x 40
10x




(D)

Maskinskruv
M8 x 40
6x




(E)

Bricka
12mm
10x



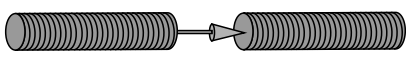
(F)

Bricka 3mm
12mm
4x



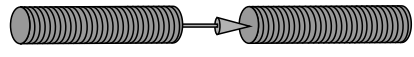
(G)

Gängstång
510mm
1x



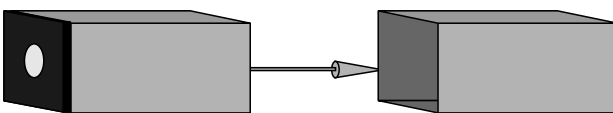
(H)

Gängstång
300mm
1x



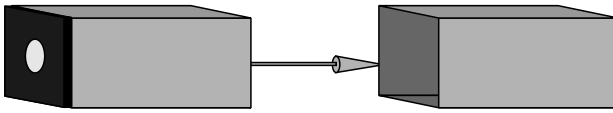
(I)

Fyrkant rör kort
292mm
1x



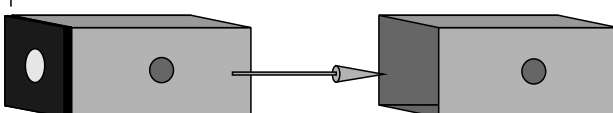
(J)

Fyrkant rör lång
445mm
1x



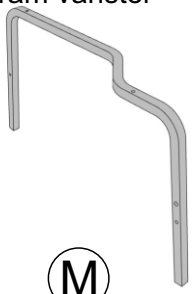
(K)

Fyrkant rör lång
2 hål
445mm
1x




(L)

Benram vänster
1x



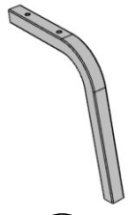
(M)

Benram höger
1x




(N)

Stegben
2x




(O)

Handtag
1x




(P)

Steg
1x




(Q)

Skiva
1x




(R)

Gängstång I i fyrkantsrör J



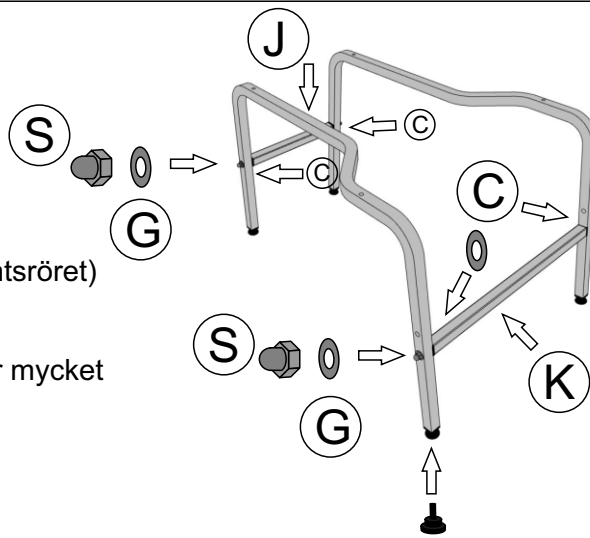
Gängstång H i fyrkantsrör K



1

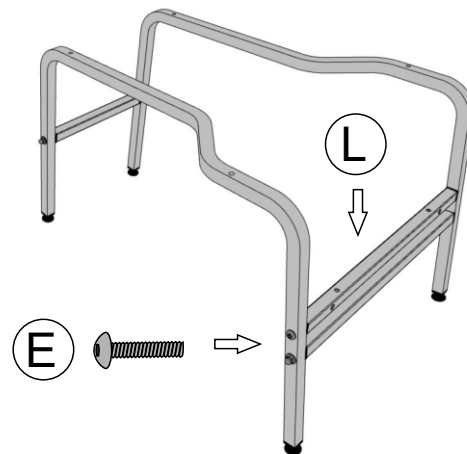
Benram vänster M
Benram höger N
Hattmutter S och bricka G
Distansbricka C (bara på långa fyrkantsröret)
Ställfot B

OBS ! Dra inte åt skruv och mutter för mycket



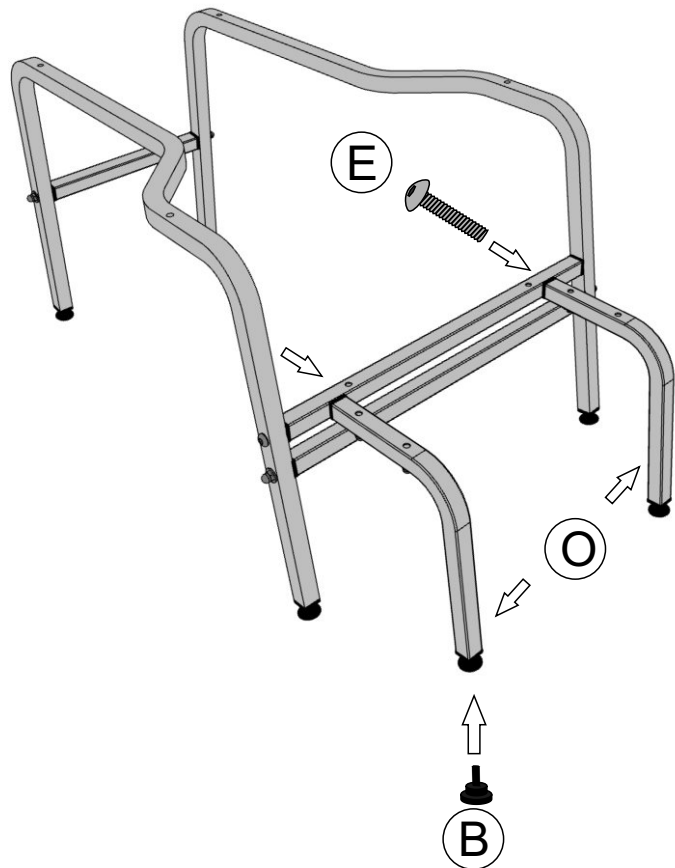
2

Fyrkantsrör L
Maskinskruv E



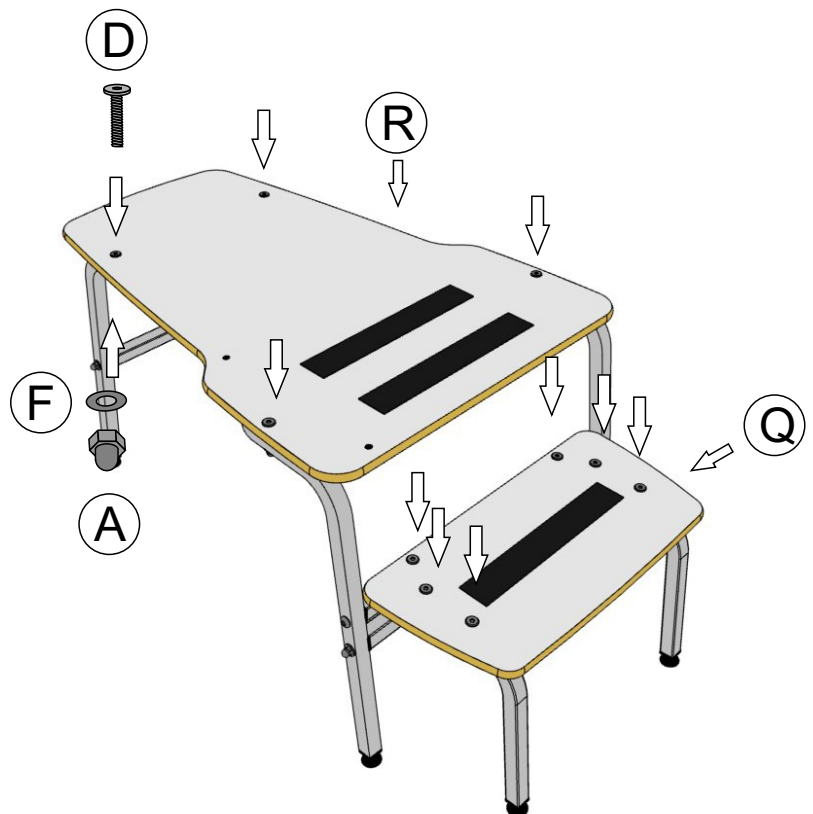
3

Stegben O
Maskinskruv E
Ställfot B



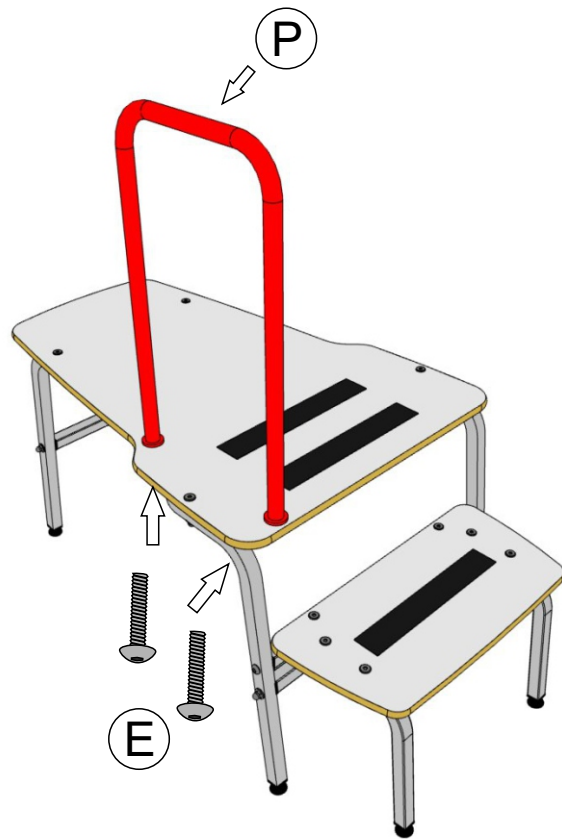
4

Steg Q
Skiva R
Möbelskruv D
Bricka F
Hattmutter A



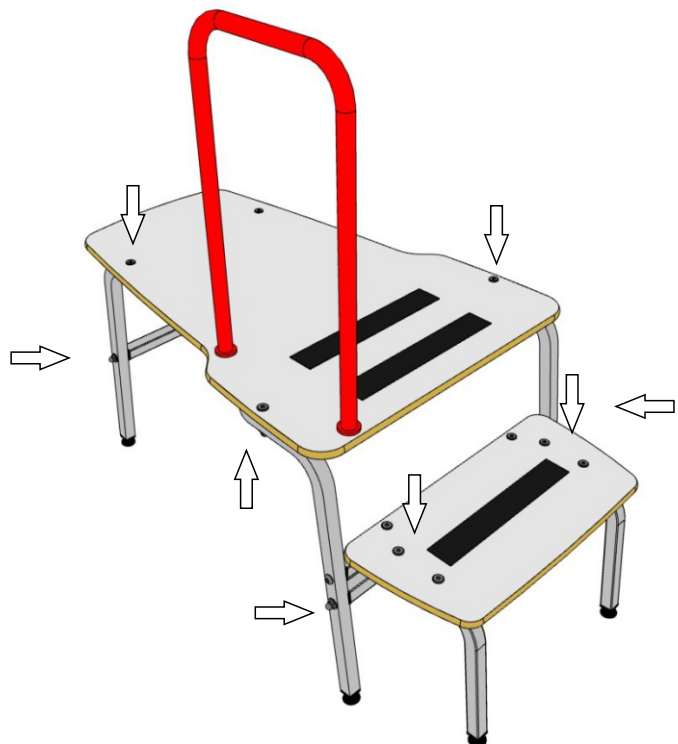
5

Handtag P
Maskinskruv E



6

Dra åt alla skruvar och muttrar.



7