

Environmental product declaration

in accordance with ISO 14025 and EN 15804+A2

Poly Chairs



lekolar®

EPD-Global

Owner of the declaration:

Lekolar

Product:

Poly Chairs

Declared unit:

1 pcs

This declaration is based on Product Category Rules:

CEN Standard EN 15804:2012+A2:2019 serves as core PCR

NPCR 026:2024 Part B for Furniture

Program operator:

EPD-Global

Declaration number:

NEPD-14872-15616

Issue date:

10.02.2026

Valid to:

10.02.2031

EPD software:

LCAno EPD generator ID: 1415199

General information

Product

Poly Chairs

Program operator:

EPD-Global
Post Box 5250 Majorstuen, 0303 Oslo, Norway
Phone: +47 977 22 020
web: www.epd-global.com

Declaration number:

NEPD-14872-15616

This declaration is based on Product Category Rules:

CEN Standard EN 15804:2012+A2:2019 serves as core PCR
NPCR 026:2024 Part B for Furniture

Statement of liability:

The owner of the declaration shall be liable for the underlying information and evidence. EPD-Global shall not be liable with respect to manufacturer information, life cycle assessment data and evidences.

Declared unit:

1 pcs Poly Chairs

Declared unit (cradle to gate) with option:

A1-A3, A4, A5, B2, B3, B4, C1, C2, C3, C4, D

Functional unit:

Poly Chairs

General information on verification of EPD from EPD tools:

Independent verification of data, other environmental information and the declaration according to ISO 14025:2010, § 8.1.3 and § 8.1.4. Verification of each EPD is made according to EPD-Global's guidelines for verification and approval requiring that tools are i) integrated into the company's environmental management system, ii) the procedures for use of the EPD tool are approved by EPD-Global, and iii) the process is reviewed annually by an independent third party verifier. See Appendix G of EPD-Global's General Programme Instructions for further information on EPD tools

Verification of EPD tool:

Independent third party verification of the EPD tool, background data and test-EPD in accordance with EPD-Global's procedures and guidelines for verification and approval of EPD tools.

Third party verifier:

Elisabet Amat, GREENIZE projects

(no signature required)

Owner of the declaration:

Lekolar
Contact person: Hanna Bremander
Phone: 0479-19900
e-mail: Hanna.Bremander@lekolar.com

Manufacturer:

Lekolar

Place of production:

Lekolar
Hallarydsvägen 8
283 36 Osby, Sweden

Management system:

ISO 27001, ISO 9001:2015, ISO 45001:2018, ISO 14001:2015

Organisation no:

556605-0646

Issue date:

10.02.2026

Valid to:

10.02.2031

Year of study:

2025

Comparability:

EPD of construction products may not be comparable if they not comply with EN 15804 and seen in a building context.

Development and verification of EPD:

The declaration is created using EPD tool lca.tools ver EPD2022.03, developed by LCA.no. The EPD tool is integrated in the company's management system, and has been approved by EPD-Global.

Developer of EPD: Hanna Bremander

Reviewer of company-specific input data and EPD: Frida Andersson

Approved:



Håkon Hauan, CEO EPD-Global

Product

Product description:

The seat and back are manufactured as a single molded unit and supported by a durable steel frame with an beech footrest. The ergonomic design supports a healthy sitting posture while providing flexibility and comfort during extended use. Poly can be stacked, and easily suspended when inverted for space-efficient storage. Its smooth, long-lasting surfaces are designed for easy cleaning, ensuring practicality in everyday use.

Read more at <https://www.lekolar.se/sortiment/mobler-inredning/stolar-pallar/elefstolar/poly/>

Product specification

Poly is a student chair offered in several options and variants. The underframe is available with Four legs, Bar Base, Sled base, C-frame or D- frame in a variety of colors. Certain variants also feature a beech footrest.

This EPD covers the representative products for the product group. Other variants with identical material composition and manufacturing process (e.g BX range, differing only by colour) are considered equivalent and are therefore not declared separately.

The following variants are included in this EPD:

Poly C Large 45 cm
 Poly C Large 50 cm -w footrest
 Poly C Large 45 cm - w footrest
 Poly C Medium 50 cm - w footrest
 Poly C Medium 45 cm - w footrest
 Poly D Large 45 cm
 Poly D Medium 45 cm
 Poly D small 33 cm
 Poly Sled base Large 45 cm - w armrest
 Poly Sled base Large 45 cm
 Poly 4 Large 45 cm - w armrest
 Poly 4 Large 45 cm
 Poly 4 Medium 37 cm
 Poly 4 Medium 33 cm
 Poly 4 small 25 cm
 Poly Bar stool Medium 78 cm
 Poly Bar stool Medium 68 cm

Materials	kg	%	Recycled share in material (kg)	Recycled share in material (%)
Metal - Stainless steel	0.05	0.6892	0.01092	21.83
Metal - Steel	4.46	61.47	0.892	20.00
Paint, water-based	0.025	0.3446	0.00	0.00
Plastic - Polyethylene (LDPE)	0.22	3.03	0.00	0.00
Plastic - Polyurethane (PUR)	2.20	30.32	0.00	0.00
Powder coating	0.05	0.6892	0.00	0.00
Wood - Solid beech/birch	0.25	3.45	0.00	0.00
Total	7.26	100.00	0.90	

Packaging	kg	%	Recycled share in material (kg)	Recycled share in material (%)
Packaging - Cardboard	0.02	28.57	0.00	0.00
Packaging - Plastic straps	0.05	71.43	0.00	0.00
Total incl. packaging	7.33	100.00	0.90	

Technical data:

Fulfilled technical standards: EN 1729 Furniture - Chairs and tables for educational institutions

Market:

Nordic

Reference service life, product

15 years

Reference service life, building

Not relevant

LCA: Calculation rules

Declared unit:

1 pcs Poly Chairs

Cut-off criteria:

All major raw materials and all the essential energy is included. The production processes for raw materials and energy flows with very small amounts (less than 1%) are not included. These cut-off criteria do not apply for hazardous materials and substances.

Allocation:

The allocation is made in accordance with the provisions of EN 15804. Incoming energy and water and waste production in-house is allocated equally among all products through mass allocation. Effects of primary production of recycled materials is allocated to the main product in which the material was used. The recycling process and transportation of the material is allocated to this analysis.

Data quality:

Specific data for the product composition are provided by the manufacturer. They represent the production of the declared product and were collected for EPD development in the year of study. Background data is based on registered EPDs according to EN 15804, Ostfold Research databases, ecoinvent and other LCA databases. The data quality of the raw materials in A1 is presented in the table below.

Materials	Source	Data quality	Year
Metal - Stainless steel	ecoinvent 3.6	Database	2019
Metal - Steel	ecoinvent 3.6	Database	2019
Packaging - Cardboard	Modified ecoinvent 3.6	Database	2019
Packaging - Plastic straps	ecoinvent 3.6	Database	2019
Paint, water-based	ecoinvent 3.6	Database	2019
Plastic - Polyethylene (LDPE)	ecoinvent 3.6	Database	2019
Plastic - Polyurethane (PUR)	ecoinvent 3.6	Database	2019
Powder coating	ecoinvent 3.6	Database	2019
Wood - Solid beech/birch	modified ecoinvent 3.6	Database	2019

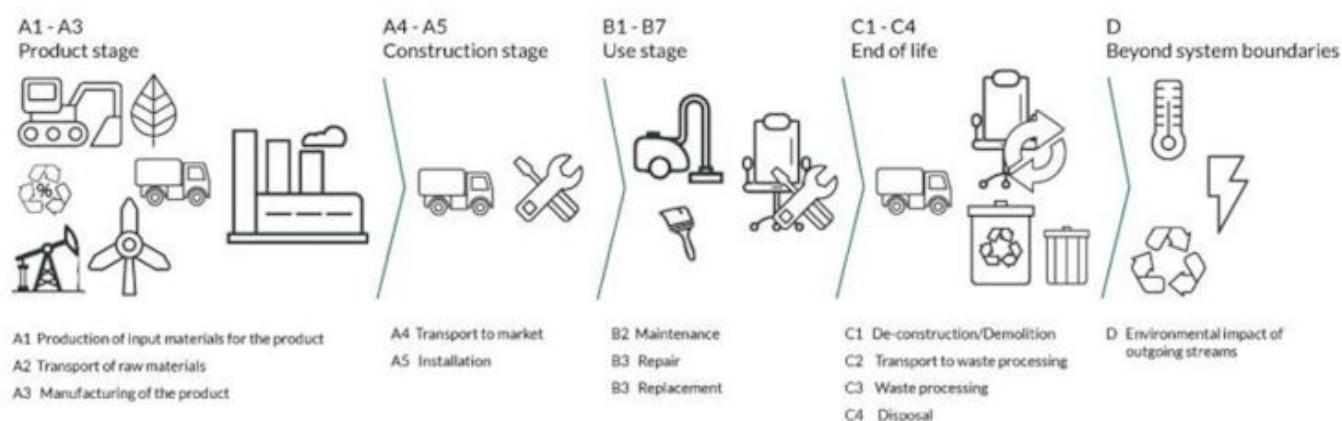
System boundaries (X=included, MND=module not declared, MNR=module not relevant)

Product stage			Construction installation stage		Use stage							End of life stage				Beyond the system boundaries
Raw materials	Transport	Manufacturing	Transport	Assembly	Use	Maintenance	Repair	Replacement	Refurbishment	Operational energy use	Operational water use	De-construction demolition	Transport	Waste processing	Disposal	Reuse-Recovery-Recycling-potential
A1	A2	A3	A4	A5	B1	B2	B3	B4	B5	B6	B7	C1	C2	C3	C4	D
X	X	X	X	X	MND	X	X	X	MND	MND	MND	X	X	X	X	X

System boundary:

This EPD covers the full life cycle of the chair. Modules A1–A3 include extraction and processing of raw materials, transport to the production site, and manufacturing of the finished product. All raw materials are used in the product and no production waste is generated in module A3. In A4 the chair is delivered fully assembled and transported efficiently thanks to its stackable design. In A5, packaging is returned to the factory and reused. During the use stage, no environmental loads are assumed in B1. Module B2 covers simple maintenance, limited to cleaning with water and mild soap. No repair (B3) or replacement (B4) is assumed within the declared reference service life. Modules B5–B7 are not relevant.

At the end-of-life, C1 includes dismantling of the product. In C2 the chair is assumed to be transported to a local waste facility. In C3 materials are treated according to standard routes: steel is sent to recycling, wood and plastics are incinerated with energy recovery. In C4, minor residues are landfilled. Finally, Module D accounts for potential benefits from substitution of primary materials through recycling and from energy recovery.



Additional technical information:

To prolong the service life of furniture and interior products, regular maintenance and proper care are essential. For indoor furniture such as stools, desks and chairs, it is recommended to carry out routine cleaning and inspection to maintain appearance, performance and stability. Regular cleaning should be performed with a mild soap solution and a soft cloth to remove dirt and stains from surfaces without damaging coatings.

Read more at: <https://www.lekolar.se/aktuellt/skotselrad-mobler-och-inredning/>

LCA: Scenarios and additional technical information

The following information describe the scenarios in the different modules of the EPD.

The Poly Chair is delivered fully assembled from the production site in Osby, Sweden. Transport to the user is carried out using a 16–32-ton EURO 6 truck over an average distance of 300 km, with an assumed load utilisation of 36.7%. No on-site assembly is required, and only small amounts of packaging (plastic straps and cardboard) are discarded during installation.














During the use phase, maintenance is limited to simple cleaning with mild soap and water. No repair, replacement, or refurbishment is assumed to occur within the 15-year reference service life.














At end of life, it is assumed that the product is manually dismantled and transported 85 km by 16–32-ton EURO 5 truck to a local waste management facility. Steel is recycled, while wood and plastic fractions are treated through energy recovery, with minor residues sent to landfill. Module D includes benefits from material recycling (steel) as well as exported thermal and electrical energy.

Transport from production place to user (A4)	Capacity utilisation (incl. return) %	Distance (km)	Fuel/Energy Consumption	Unit	Value (Liter/tonne)
Truck, 16-32 tonnes, EURO 6 (km)	36.7 %	300.00	0.043	l/tkm	12.90
Assembly (A5)	Unit	Value			
Waste, packaging, corrugated board box, 0 % recycled, to average treatment (kg)	kg	0.02			
Waste, packaging, PET straps, to average treatment - A5 (kg)	kg	0.05			
Maintenance (B2)	Unit	Value			
Household detergent, 5% soap solution (kg)	kg	0.01			
Wastewater, average treatment (m3)	m3	0.00001			
Transport to waste processing (C2)	Capacity utilisation (incl. return) %	Distance (km)	Fuel/Energy Consumption	Unit	Value (Liter/tonne)
Truck, 16-32 tonnes, EURO 6 (km)	36.7 %	85.00	0.043	l/tkm	3.66
Waste processing (C3)	Unit	Value			
Waste treatment per kg Non-hazardous waste, incineration with fly ash extraction - C3 (kg)	kg	0.05			
Waste treatment per kg Polyethylene, PE, incineration with fly ash extraction - C3 (kg)	kg	0.22			
Waste treatment per kg Polyurethane (PU), incineration (kg)	kg	2.20			
Waste treatment per kg Wood, incineration with fly ash extraction (kg)	kg	0.25			
Waste, materials to recycling (kg)	kg	1.53			
Waste treatment per kg Scrap steel, incineration with fly ash extraction (kg)	kg	4.51			
Disposal (C4)	Unit	Value			
Landfilling of ashes from incineration of Polyurethane (PU), process per kg ashes and residues - C4 (kg)	kg	0.08339			
Landfilling of ashes from incineration of Wood, process per kg ashes and residues (kg)	kg	0.002876			
Landfilling of ashes from incineration of Non-hazardous waste, process per kg ashes and residues - C4 (kg)	kg	0.01186			
Landfilling of ashes from incineration of Polyethylene, PE, process per kg ashes and residues - C4 (kg)	kg	0.007753			
Landfilling of ashes and residues from incineration of Scrap steel (kg)	kg	2.98			
Benefits and loads beyond the system boundaries (D)	Unit	Value			
Substitution of primary steel with net scrap (kg)	kg	1.22			
Substitution of electricity, in Norway (MJ)	MJ	3.72			
Substitution of thermal energy, district heating, in Norway (MJ)	MJ	56.32			

LCA: Results

The LCA results are presented below for the declared unit defined on page 2 of the EPD document.

Environmental impact							
Indicator		Unit	A1-A3	A4	A5	B2	B3
	GWP-total	kg CO ₂ -eq	4.45E+01	3.59E-01	3.82E-02	2.88E-03	0
	GWP-fossil	kg CO ₂ -eq	4.44E+01	3.59E-01	4.28E-03	1.11E-03	0
	GWP-biogenic	kg CO ₂ -eq	7.52E-03	1.48E-04	3.40E-02	2.09E-04	0
	GWP-luluc	kg CO ₂ -eq	8.23E-02	1.28E-04	4.11E-07	1.56E-03	0
	ODP	kg CFC11 -eq	4.79E-06	8.13E-08	3.06E-10	1.86E-10	0
	AP	mol H ⁺ -eq	2.90E-01	1.03E-03	6.41E-06	1.31E-05	0
	EP-FreshWater	kg P -eq	3.02E-03	2.87E-06	1.08E-08	7.99E-06	0
	EP-Marine	kg N -eq	5.19E-02	2.04E-04	4.97E-06	1.34E-05	0
	EP-Terrestrial	mol N -eq	4.97E-01	2.28E-03	2.30E-05	4.40E-05	0
	POCP	kg NMVOC -eq	1.77E-01	8.74E-04	7.33E-06	7.47E-06	0
	ADP-minerals&metals ¹	kg Sb-eq	1.27E-03	9.91E-06	2.90E-08	6.77E-08	0
	ADP-fossil ¹	MJ	7.00E+02	5.42E+00	2.09E-02	1.20E-02	0
	WDP ¹	m ³	5.25E+03	5.25E+00	6.35E-02	2.57E-02	0

Indicator		Unit	B4	C1	C2	C3	C4	D
	GWP-total	kg CO ₂ -eq	0	0	1.02E-01	7.13E+00	3.96E-02	-1.69E+00
	GWP-fossil	kg CO ₂ -eq	0	0	1.02E-01	6.72E+00	3.96E-02	-1.67E+00
	GWP-biogenic	kg CO ₂ -eq	0	0	4.21E-05	4.10E-01	2.82E-05	-1.42E-03
	GWP-luluc	kg CO ₂ -eq	0	0	3.62E-05	4.15E-05	1.09E-05	-1.19E-02
	ODP	kg CFC11 -eq	0	0	2.30E-08	3.22E-08	1.09E-08	-2.38E-02
	AP	mol H ⁺ -eq	0	0	2.92E-04	5.34E-03	2.56E-04	-9.38E-03
	EP-FreshWater	kg P -eq	0	0	8.12E-07	2.47E-06	4.19E-07	-1.12E-04
	EP-Marine	kg N -eq	0	0	5.78E-05	2.96E-03	9.02E-05	-2.26E-03
	EP-Terrestrial	mol N -eq	0	0	6.46E-04	2.84E-02	1.00E-03	-2.37E-02
	POCP	kg NMVOC -eq	0	0	2.48E-04	6.77E-03	2.87E-04	-9.37E-03
	ADP-minerals&metals ¹	kg Sb-eq	0	0	2.81E-06	1.22E-06	6.05E-07	-2.65E-05
	ADP-fossil ¹	MJ	0	0	1.54E+00	2.62E+00	8.13E-01	-1.60E+01
	WDP ¹	m ³	0	0	1.49E+00	7.95E+00	2.12E+00	1.17E+01







GWP-total = Global Warming Potential total; GWP-fossil = Global Warming Potential fossil fuels; GWP-biogenic = Global Warming Potential biogenic; GWP-luluc = Global Warming Potential land use and land use change; ODP = Depletion potential of the stratospheric ozone layer; AP = Acidification potential, Accumulated Exceedance; EP-freshwater = Eutrophication potential, fraction of nutrients reaching freshwater end compartment; EP-marine = Eutrophication potential, fraction of nutrients reaching marine end compartment; EP-terrestrial = Eutrophication potential, Accumulated Exceedance; POCP = Formation potential of tropospheric ozone; ADP-minerals&metals = Abiotic depletion potential for non-fossil resources; ADP-fossil = Abiotic depletion for fossil resources potential; WDP = Water (user) deprivation potential, deprivation-weighted water consumption







"Reading example: 9.0 E-03 = 9.0*10⁻³ = 0.009"

1. The results of this environmental impact indicator shall be used with care as the uncertainties on these results are high or as there is limited experienced with the indicator

Remarks to environmental impacts

Additional environmental impact indicators











Indicator	Unit	A1-A3	A4	A5	B2	B3
 PM	Disease incidence	2.77E-06	2.20E-08	1.11E-10	1.85E-10	0
 IRP ²	kgBq U235 -eq	3.11E+00	2.37E-02	9.32E-05	4.37E-05	0
 ETP-fw ¹	CTUe	2.68E+03	4.02E+00	2.16E-02	1.03E-01	0
 HTP-c ¹	CTUh	2.77E-07	0.00E+00	0.00E+00	3.00E-12	0
 HTP-nc ¹	CTUh	2.16E-06	4.39E-09	2.30E-11	6.00E-11	0
 SQP ¹	dimensionless	2.26E+02	3.79E+00	3.15E-02	6.31E-02	0











Indicator	Unit	B4	C1	C2	C3	C4	D
 PM	Disease incidence	0	0	6.22E-09	2.40E-08	4.54E-09	-2.75E-07
 IRP ²	kgBq U235 -eq	0	0	6.72E-03	4.26E-03	3.30E-03	-2.50E-02
 ETP-fw ¹	CTUe	0	0	1.14E+00	1.72E+01	5.57E-01	-1.00E+02
 HTP-c ¹	CTUh	0	0	0.00E+00	6.11E-10	2.10E-11	-6.94E-09
 HTP-nc ¹	CTUh	0	0	1.24E-09	1.81E-08	6.30E-10	1.16E-07
 SQP ¹	dimensionless	0	0	1.07E+00	3.11E-01	1.81E+00	-3.21E+01

PM = Particulate Matter emissions; IRP = Ionizing radiation – human health; ETP-fw = Eco toxicity – freshwater; HTP-c = Human toxicity – cancer effects; HTP-nc = Human toxicity – non cancer effects; SQP = Soil Quality (dimensionless)

"Reading example: 9.0 E-03 = 9.0*10⁻³ = 0.009"

1. The results of this environmental impact indicator shall be used with care as the uncertainties on these results are high or as there is limited experienced with the indicator
2. This impact category deals mainly with the eventual impact of low dose ionizing radiation on human health of the nuclear fuel cycle. It does not consider effects due to possible nuclear accidents, occupational exposure nor due to radioactive waste disposal in underground facilities. Potential ionizing radiation from the soil, from radon and from some construction materials is also not measured by this indicator.




Resource use							
Indicator		Unit	A1-A3	A4	A5	B2	B3
	PERE	MJ	7.70E+01	7.76E-02	4.87E-04	1.49E-02	0
	PERM	MJ	3.82E+00	0.00E+00	-3.18E-01	0.00E+00	0
	PERT	MJ	8.08E+01	7.76E-02	-3.18E-01	1.49E-02	0
	PENRE	MJ	6.23E+02	5.42E+00	2.09E-02	1.41E-02	0
	PENRM	MJ	7.80E+01	0.00E+00	-1.15E+00	0.00E+00	0
	PENRT	MJ	7.01E+02	5.42E+00	-1.13E+00	1.41E-02	0
	SM	kg	9.03E-01	0.00E+00	0.00E+00	0.00E+00	0
	RSF	MJ	2.98E-01	2.78E-03	1.33E-05	1.80E-05	0
	NRSF	MJ	1.28E+00	9.93E-03	3.85E-05	2.55E-05	0
	FW	m ³	5.73E-01	5.80E-04	1.08E-05	1.63E-04	0




Indicator		Unit	B4	C1	C2	C3	C4	D
	PERE	MJ	0	0	2.20E-02	7.66E-02	1.75E-02	-2.98E+01
	PERM	MJ	0	0	0.00E+00	-3.50E+00	0.00E+00	0.00E+00
	PERT	MJ	0	0	2.20E-02	-3.42E+00	1.75E-02	-2.98E+01
	PENRE	MJ	0	0	1.54E+00	2.63E+00	8.13E-01	-1.60E+01
	PENRM	MJ	0	0	0.00E+00	-7.68E+01	0.00E+00	0.00E+00
	PENRT	MJ	0	0	1.54E+00	-7.42E+01	8.13E-01	-1.60E+01
	SM	kg	0	0	0.00E+00	0.00E+00	0.00E+00	0.00E+00
	RSF	MJ	0	0	7.87E-04	1.81E-03	4.59E-04	4.36E-02
	NRSF	MJ	0	0	2.81E-03	0.00E+00	2.73E-02	-2.94E-01
	FW	m ³	0	0	1.64E-04	9.12E-03	7.33E-04	-3.76E-02

PERE = Use of renewable primary energy excluding renewable primary energy resources used as raw materials; PERM = Use of renewable primary energy resources used as raw materials; PERT = Total use of renewable primary energy resources; PENRE = Use of non renewable primary energy excluding non-renewable primary energy resources used as raw materials; PENRM = Use of non renewable primary energy resources used as raw materials; PENRT = Total use of non renewable primary energy resources; SM = Use of secondary materials; RSF = Use of renewable secondary fuels; NRSF = Use of non-renewable secondary fuels; FW = Net use of fresh water

"Reading example: 9.0 E-03 = 9.0*10⁻³ = 0.009"

End of life - Waste




Indicator		Unit	A1-A3	A4	A5	B2	B3
	HWD	kg	2.33E-01	2.80E-04	0.00E+00	1.61E-04	0
	NHWD	kg	9.39E+00	2.64E-01	7.00E-02	4.64E-04	0
	RWD	kg	2.48E-03	3.69E-05	0.00E+00	4.78E-08	0






Indicator		Unit	B4	C1	C2	C3	C4	D
	HWD	kg	0	0	7.93E-05	0.00E+00	3.04E+00	-7.22E-03
	NHWD	kg	0	0	7.47E-02	5.00E-02	8.61E-02	-6.61E-01
	RWD	kg	0	0	1.05E-05	0.00E+00	5.00E-06	-2.07E-05

HWD = Hazardous waste disposed; NHWD = Non-hazardous waste disposed; RWD = Radioactive waste disposed

"Reading example: 9.0 E-03 = $9.0 \cdot 10^{-3}$ = 0.009"

End of life - Output flow

Indicator		Unit	A1-A3	A4	A5	B2	B3
	CRU	kg	0.00E+00	0.00E+00	0.00E+00	0.00E+00	0
	MFR	kg	0.00E+00	0.00E+00	4.41E-02	0.00E+00	0
	MER	kg	0.00E+00	0.00E+00	2.53E-06	0.00E+00	0
	EEE	MJ	0.00E+00	0.00E+00	1.15E-03	0.00E+00	0
	EET	MJ	0.00E+00	0.00E+00	1.74E-02	0.00E+00	0

Indicator		Unit	B4	C1	C2	C3	C4	D
	CRU	kg	0	0	0.00E+00	0.00E+00	0.00E+00	0.00E+00
	MFR	kg	0	0	0.00E+00	1.53E+00	0.00E+00	0.00E+00
	MER	kg	0	0	0.00E+00	7.23E+00	0.00E+00	0.00E+00
	EEE	MJ	0	0	0.00E+00	3.82E+00	0.00E+00	0.00E+00
	EET	MJ	0	0	0.00E+00	5.78E+01	0.00E+00	0.00E+00

CRU = Components for re-use; MFR = Materials for recycling; MER = Materials for energy recovery; EEE = Exported energy electrical; EET = Exported energy thermal

"Reading example: 9.0 E-03 = $9.0 \cdot 10^{-3}$ = 0.009"

Biogenic Carbon Content

Indicator	Unit	At the factory gate
Biogenic carbon content in product	kg C	1.12E-01
Biogenic carbon content in accompanying packaging	kg C	9.26E-03

Note: 1 kg biogenic carbon is equivalent to 44/12 kg CO₂

Additional requirements

Greenhouse gas emissions from the use of electricity in the manufacturing phase

National production mix from import, low voltage (production of transmission lines, in addition to direct emissions and losses in grid) of applied electricity for the manufacturing process (A3).

Electricity mix	Source	Amount	Unit
Electricity, Sweden (kWh)	ecoinvent 3.6	54.94	g CO ₂ -eq/kWh

Dangerous substances

The product contains no substances given by the REACH Candidate list.

Indoor environment

Does not affect the indoor environment.

Additional Environmental Information

Key Environmental Indicators

Key environmental performance indicators	Unit	Product stage	Construction stage		Use stage			End-of-life				Net benefits and loads from reuse, recovery, and/or recycling
		A1-A3	A4	A5	B2	B3	B4	C1	C2	C3	C4	D
GWP _{total}	kg CO ₂ -eq	44.50	0.36	0.04	0.00	0.00	0.00	0.00	0.10	7.13	0.04	-1.69
Total energy consumption	MJ	701.44	5.51	0.02	0.03	0.00	0.00	0.00	1.56	2.71	0.86	-46.01
Share of recycled materials	%	12.33										

Additional environmental impact indicators required in NPCR Part A for construction products

Indicator	Unit	A1-A3	A4	A5	B2	B3
GWPIOBC	kg CO ₂ -eq	4.53E+01	3.59E-01	4.28E-03	2.86E-03	0

Indicator	Unit	B4	C1	C2	C3	C4	D
GWPIOBC	kg CO ₂ -eq	0	0	1.02E-01	6.72E+00	4.00E-02	-1.68E+00

GWPI-IOBC: Global warming potential calculated according to the principle of instantaneous oxidation. In order to increase the transparency of biogenic carbon contribution to climate impact, the indicator GWP-IOBC is required as it declares climate impacts calculated according to the principle of instantaneous oxidation. GWP-IOBC is also referred to as GWP-GHG in context to Swedish public procurement legislation.

Variants and Options

Key environmental indicators (A1-A3) for variants of this EPD

Variants	Weight (kg)	GWP _{total} (kg CO ₂ -eq)	Total energy consumption (MJ)	Amount of recycled materials (%)
Poly C Large 45 cm	6.00	39.03	615.66	11.60
Poly C Large 50 cm - w footrest	6.70	40.63	648.86	11.64
Poly C Large 45 cm - w footrest	6.77	43.59	700.23	11.76
Poly C Medium 50 cm - w footrest	5.96	37.79	607.32	13.12
Poly C Medium 45 cm - w footrest	5.90	37.41	602.24	13.05
Poly D Large 45 cm	5.78	37.94	599.62	11.60
Poly D Medium 45 cm	5.04	32.52	511.92	13.30
Poly D Small 33 cm	4.31	27.59	437.15	14.09
Poly Sled base Large 45 cm - w armrest	7.74	49.90	763.38	13.31
Poly Sled base Large 45 cm	5.95	38.72	611.43	11.53
Poly 4 Large 45 cm - w armrest	5.41	34.11	558.06	9.32
Poly 4 Large 45 cm	4.51	29.79	489.90	8.98
Poly 4 Medium 33 cm	3.34	21.72	366.02	9.64
Poly 4 Small 25 cm	2.62	16.82	291.81	9.87
Poly Bar stool medium sh 78 cm	6.95	41.83	630.50	13.01
Poly Bar stool medium sh 68 cm	6.63	39.65	600.82	12.65

Bibliography

ISO 14025:2010 Environmental labels and declarations - Type III environmental declarations - Principles and procedures.

ISO 14044:2006 Environmental management - Life cycle assessment - Requirements and guidelines.

EN 15804:2012+A2:2019 Environmental product declaration - Core rules for the product category of construction products.

ISO 21930:2017 Sustainability in buildings and civil engineering works - Core rules for environmental product declarations of construction products.


ecoinvent v3, Allocation, cut-off by classification, Swiss Centre of Life Cycle Inventories.

Iversen et al., (2021) eEPD v2021.09 Background information for EPD generator tool system verification, LCA.no Report number: 07.21

Ruud et al., (2023) EPD generator for NPCR026 Part B for Furniture - Background information for EPD generator application and LCA data, LCA.no report number 01.23

NPCR Part A: Construction products and services. Ver. 2.0. March 2021, EPD-Norge.

NPCR 026 Part B for Furniture. Ver. 2.0 March 2022, EPD-Norge.

 epd-global <small>Powered by EPD-Norway</small>	Program operator and publisher EPD-Global Postboks 5250 Majorstuen, 0303 Oslo, Norway	Phone: +47 977 22 020 e-mail: post@epd-norge.no web: www.epd-global.com
	Owner of the declaration: Lekolar Hallarydsvägen 8, 283 36 Osby, Sweden	Phone: 0479-19900 e-mail: Hanna.Bremander@lekolar.com web: https://www.lekolar.se/
	Author of the Life Cycle Assessment LCA.no AS Dokka 6A, 1671 Kråkerøy, Norway	Phone: +47 916 50 916 e-mail: post@lca.no web: www.lca.no
	Developer of EPD generator LCA.no AS Dokka 6A, 1671 Kråkerøy, Norway	Phone: +47 916 50 916 e-mail: post@lca.no web: www.lca.no
	ECO Platform ECO Portal	web: www.eco-platform.org web: ECO Portal