

Data sheet Karta katalogowa Scheda di dati Fiche Technique Datenblatt

EN

A set of bars placed at different heights with regular spaces between them. This element gives the opportunity to perform numerous exercises beginning with stretching and hanging to more complicated isometric exercises involving keeping your body along the ladder.

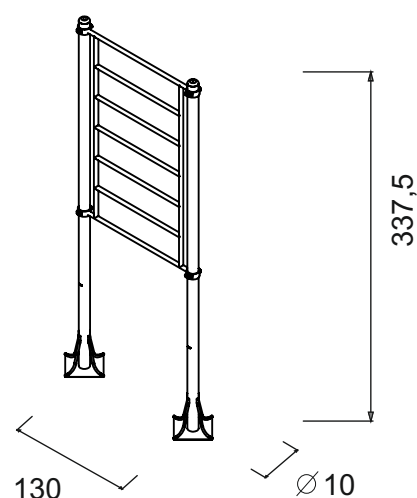
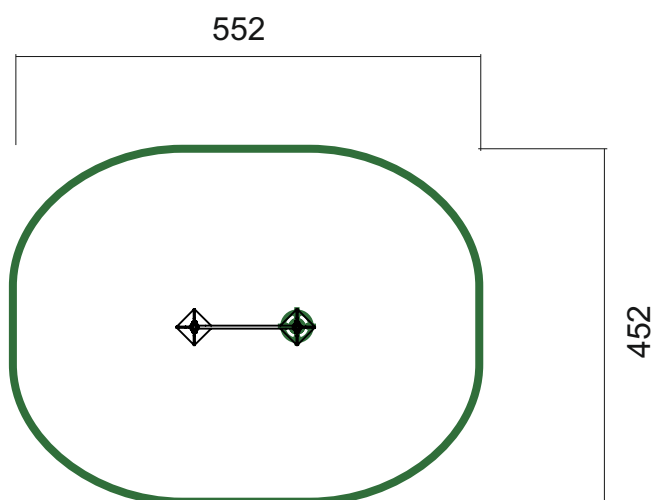
Surface: Safety surface required

The devices can be used by adults and children from 14 years of age.

Maximum weight of user 120 kg.

Prepared on the basis of the following standards: PN-EN 1176-1:2009.

Manufactured in Poland.



Maintenance manual
Instrukcja konserwacji
Manuel de maintenance
Manuale di manutenzione
Wartungshandbuch

EN

A inspection is carried out as follows:

Routine inspection:

Visual inspection device is intended to detect visible damage and risks that could arise for reasons such as: misuse, vandalism or weather conditions.

NOTE 1 For outdoor fitness installed in areas with intensive use of equipment, and also in areas characterized to frequent damage caused by vandalism, may be required daily inspection.

NOTE 2 During the inspection routine and operational should pay attention to: cleanliness, level ground state of the ground, exposed (mobile) foundations, sharp edges, missing parts, excessive used (mobile and disperse the parts), structural strength of construction.

Operational control:

More accurate than a routine inspection of facilities for checking the functionality and stability of exercise equipment. You should do this every 1 to 3 months according to guidance of manufacturer.

Main annual inspection:

Control of defining the overall condition for safe exploiting of equipment (main annual review).

NOTE 3 Main annual inspection may need to dig or decompose (spin) of individual equipment or their parts.

The annual inspection should be performed by the manufacturer or an authorized repairer 1-MOVE. Submissions annual inspection the following address:

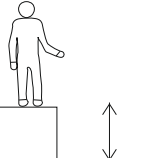
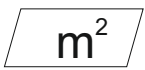

1@1move.pl

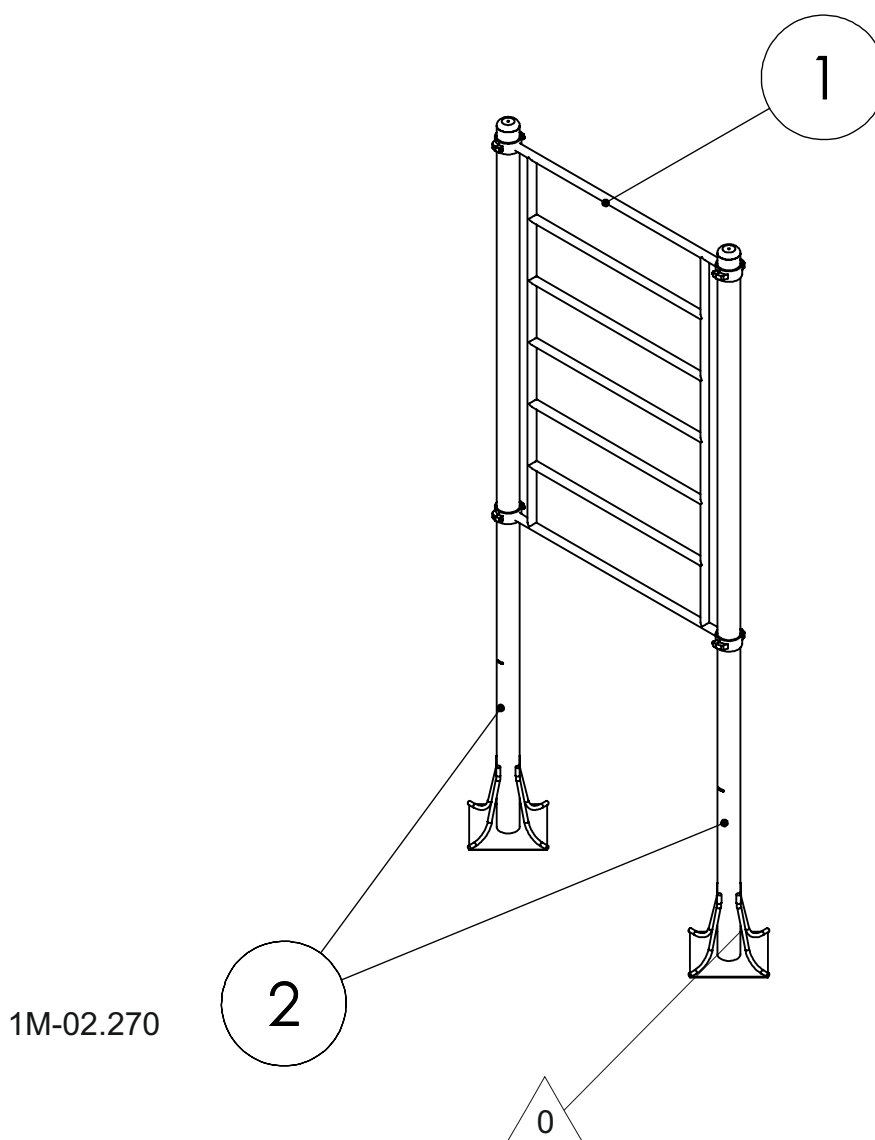
Failures

In the absence of damage or exploiting of the device must be immediately replaced or repaired. If this is not possible, secure the unit before use. Contact the site 1-MOVE Center: 1@1move.pl.

Use only original spare parts. Repair and replacement of parts may only make the manufacturer or its authorized representative.

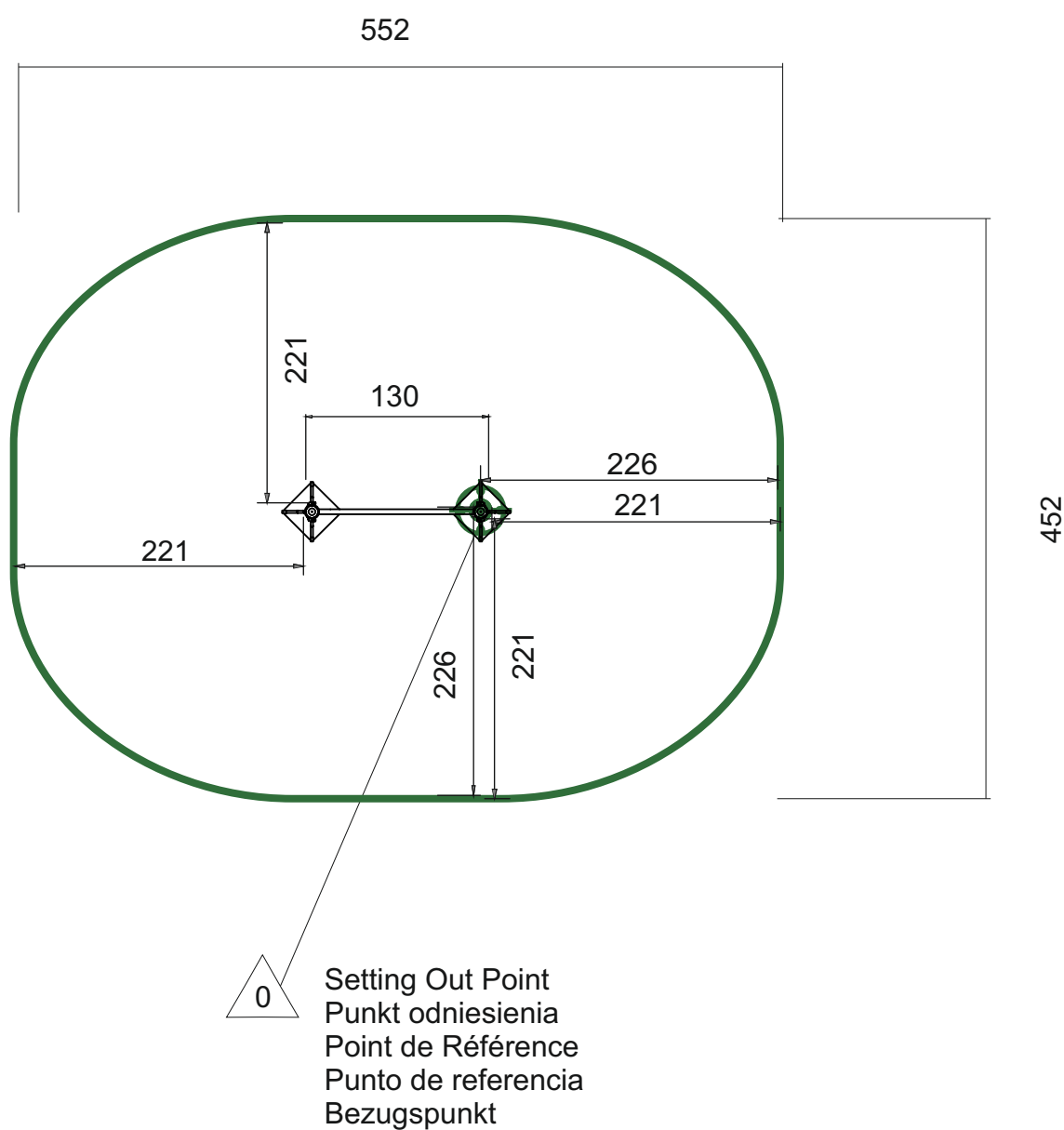
Installation manual
Instrukcja instalacji
Manuel d'installation
Manuale di installazione
Installationshandbuch

		
1,2 m	24 m ²	14 → +



Impact Area ———
 Strefa opadku
 Zone d'Impact
 Area de Impacto
 Fallraum

24 m²



Concrete pad

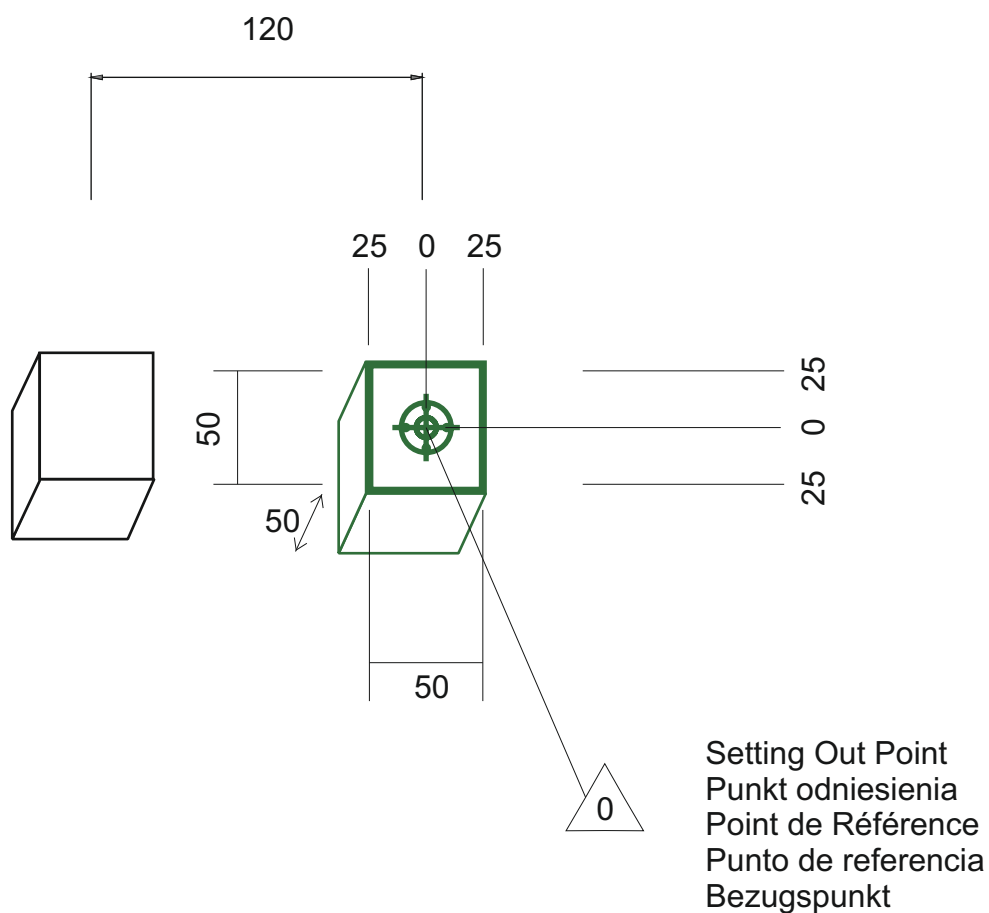
Fundament betonowy

Dalle béton

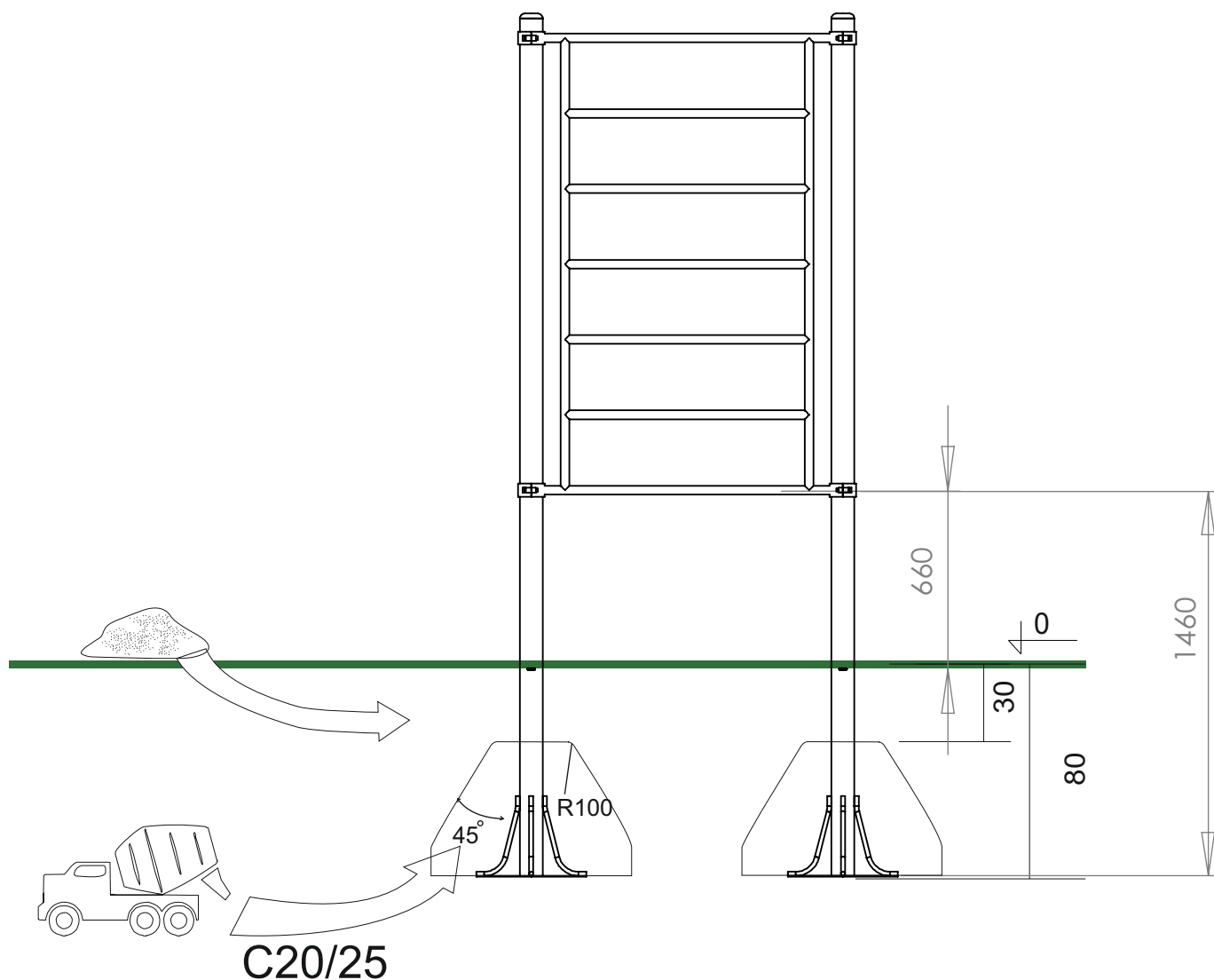
Solera de Hormigón


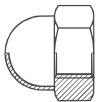
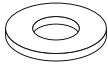



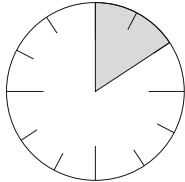
Beton Bodenplatte

$0,5 \text{ m}^2 / 0,25 \text{ m}^3$



Footing plan
 Plan fundamentowania
 Implanaton
 Implanación
 Fundamentplan



16xM12x35 DIN 912 	16xM12 DIN 1587 	16xM16 	 	2x 	
--	---	--	---	---	---